



It's never too late to be who you might have been.
- George Eliot



Ave. Grams of Protein / Day



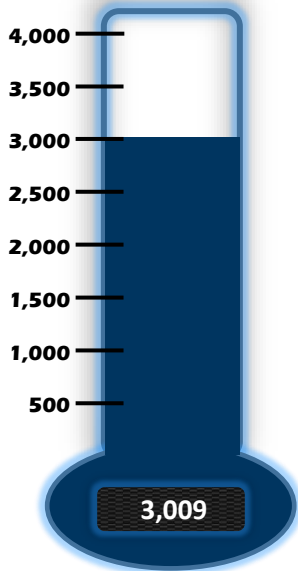
Ave. Grams of Carbs / Day



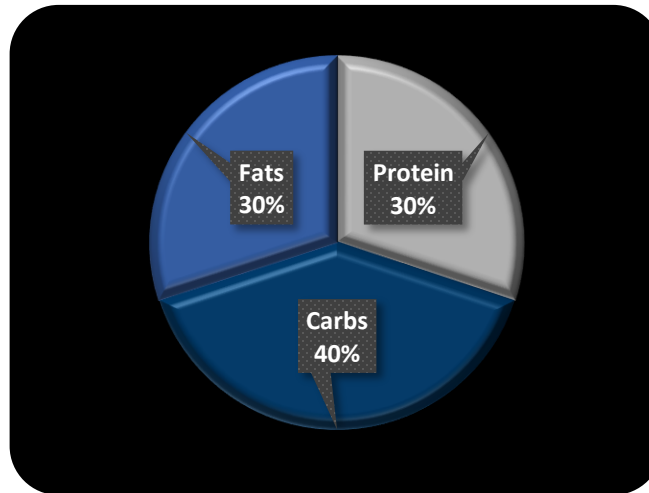
Ave. Grams of Fat / Day



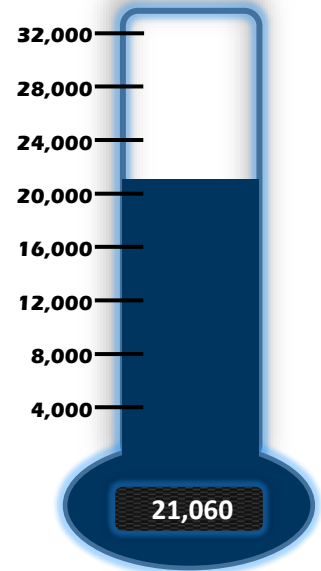
Ave. Calories / Day



Actual Macronutrients For The Week



Actual Week Calories



Meal Summary

Dinners

Monday	Beef & Black Bean Chili
Tuesday	BBQ Pork Burger
Wednesday	Chicken and Rice Bake
Thursday	Beer-Braised Pork Chops
Friday	Pea & Feta Frittata
Saturday	Mexican Beef Casserole
Sunday	Chicken Paillard Salad

Smoothie

Strawberry Mango Smoothie

Snack 1

Turkey Roll-Ups and Cheese

Lunch

BLT Bread Salad

Snack 2

Turkey and Quinoa

Consuming raw or undercooked meats, poultry, seafood, shellfish, or eggs may increase your risk of food-borne illness. It is the user's responsibility to ensure that all food and meat is cooked

Monday

Many people die at 25 and aren't buried until they are 75.

- Benjamin Franklin

Step Qty UOM

Ingredient

Directions

Smoothie	1	1 3/4	Cup	Milk, Skim
	1	1 1/2	Ea	Banana
	1	3/4	Cup	Mango, Frozen
	1	3/4	Cup	Strawberries, Frozen
	1	1 3/4	Ea	Protein Powder, (25g)

Strawberry Mango Smoothie	
1	Combine ingredients in blender and blend until smooth.

Snack 1	1	3	Oz	Turkey, Sliced Lunchmeat
	1	3/4	Ea	Avocado
	2	2	Oz	Cheese, Cheddar, Low Fat

Turkey Roll-Ups and Cheese		Two Separate Snacks, Do Not Mix	
1	Slice avocado and wrap Turkey around slices.		
2	Slice up and eat.		

Lunch	1	5	Ea	Bacon, Turkey (slice)
	2	1 1/4	Tsp	Oil, Olive
	2	1 1/2	Tbsp	Vinegar, Red Wine
	2	2	Ea	Bread, Whole Wheat (slice)
	3	1 1/2	Cup	Lettuce, Romaine, Shredded
	3	1/2	Ea	Tomato, Medium
3	2	Tbsp	Scallions (Green Onions)	

BLT Bread Salad	
1	Cook bacon in a nonstick skillet over medium heat until crisp. Remove from pan. Transfer bacon to a paper towel-lined plate. Slice bacon into 1/2 inch pieces.
2	Prepare the vinaigrette by mixing oil and vinegar in a bowl. Set aside. Meanwhile, toast bread, then cut into 1/2 inch square pieces.
3	In a bowl, mix lettuce, tomato wedges, sliced onion. Drizzle with the vinaigrette. Add bread slices. Toss well to coat. Sprinkle with bacon.

Snack 2	1	7	Oz	Turkey, Ground
	2	1/2	Cup	Quinoa (dry)

Turkey and Quinoa		Two Separate Snacks, Do Not Mix	
1	Pan fry ground turkey with your favorite seasoning.		
2	Make per package directions.		

Dinner	1	3 1/4	Tsp	Oil, Olive
	1	3/4	Ea	Onion, Medium
	1	1	Ea	Garlic, Chopped Clove
	1	8	Oz	Beef, Ground (90/10)
	2	6	Oz	Tomatoes, Diced (canned)
	2	6	Oz	Beans, Black
	2	2	Oz	Peppers, Chipotle in Adobo
	2	1/2	Tsp	Cumin, Ground
	2	2	Pinch	Salt / Pepper
	3	1/2	Cup	Rice, Brown (dry)

Beef & Black Bean Chili	
1	Heat oil in a saucepan over medium-high heat. Add chopped onion and garlic. Cook for 2 minutes, stirring occasionally. Add beef and cook for 2 minutes.
2	Add tomatoes, black beans, chiles, cumin, salt, and pepper. Bring to a boil and simmer for 10 minutes.
3	Cook rice according to package directions. Serve along with or on top of the chili.

Daily Total	
Nutrition Facts	
Serving Size:	As Prepared
Amount Per Serving	
Calories	3253
Total Fat	102g
Total Carbohydrate	351g
Protein	233g

Smoothie	
Nutrition Facts	
Serving Size:	As Prepared
Amount Per Serving	
Calories	718
Total Fat	4g
Total Carbohydrate	110g
Protein	60g

Snack 1	
Nutrition Facts	
Serving Size:	As Prepared
Amount Per Serving	
Calories	367
Total Fat	21g
Total Carbohydrate	16g
Protein	28g

Lunch	
Nutrition Facts	
Serving Size:	As Prepared
Amount Per Serving	
Calories	352
Total Fat	11g
Total Carbohydrate	42g
Protein	23g

Snack 2	
Nutrition Facts	
Serving Size:	As Prepared
Amount Per Serving	
Calories	612
Total Fat	22g
Total Carbohydrate	55g
Protein	49g

Dinner	
Nutrition Facts	
Serving Size:	As Prepared
Amount Per Serving	
Calories	1204
Total Fat	44g
Total Carbohydrate	129g
Protein	73g

Tuesday

Extraordinary things are always hiding in places people never think to look.

- Unknown

Step Qty UOM Ingredient

Directions

Smoothie

1	1 3/4	Cup	Milk, Skim
1	1 1/2	Ea	Banana
1	3/4	Cup	Mango, Frozen
1	3/4	Cup	Strawberries, Frozen
1	1 3/4	Ea	Protein Powder, (25g)

Strawberry Mango Smoothie

- Combine ingredients in blender and blend until smooth.

Snack 1

1	3	Oz	Turkey, Sliced Lunchmeat
1	3/4	Ea	Avocado
2	2	Oz	Cheese, Cheddar, Low Fat

Turkey Roll-Ups and Cheese

Two Separate Snacks, Do Not Mix

- Slice avocado and wrap Turkey around slices.
- Slice up and eat.

Lunch

1	5	Ea	Bacon, Turkey (slice)
2	1 1/4	Tsp	Oil, Olive
2	1 1/2	Tbsp	Vinegar, Red Wine
2	2	Ea	Bread, Whole Wheat (slice)
3	1 1/2	Cup	Lettuce, Romaine, Shredded
3	1/2	Ea	Tomato, Medium
3	2	Tbsp	Scallions (Green Onions)

BLT Bread Salad

- Cook bacon in a nonstick skillet over medium heat until crisp. Remove from pan. Transfer bacon to a paper towel-lined plate. Slice bacon into 1/2 inch pieces.
- Prepare the vinaigrette by mixing oil and vinegar in a bowl. Set aside. Meanwhile, toast bread, then cut into 1/2 inch square pieces.
- In a bowl, mix lettuce, tomato wedges, sliced onion. Drizzle with the vinaigrette. Add bread slices. Toss well to coat. Sprinkle with bacon.

Snack 2

1	7	Oz	Turkey, Ground
2	1/2	Cup	Quinoa (dry)

Turkey and Quinoa

Two Separate Snacks, Do Not Mix

- Pan fry ground turkey with your favorite seasoning.
- Make per package directions.

Dinner

1	6	Oz	Pork, Ground
1	1 1/2	Tbsp	Sauce, Barbecue
1	1 1/4	Tsp	Mustard, Dijon
1	2	Pinch	Salt / Pepper
2	2	Oz	Cheese, Mont. Jack, Low Fat
2	1 1/2	Ea	Hamburger Buns, Whole Wheat
3	2	Ea	Lettuce, Romaine (Leaf)
4	1 1/2	Ea	Potatoes, Sweet (medium)
4	1	Tbsp	Oil, Olive
5	1/2	Tsp	Salt

BBQ Pork Burger

- In a bowl, mix pork, barbecue sauce, mustard, salt, and pepper. Form a patty out of the pork. Cook on medium-high for 5 minutes per side until cooked through.
- Place cheese on top during last minute to melt. Slice hamburger bun in half. Place burger on the bottom half of the bun.
- Top with lettuce and the top half of bun. If recipe calls for more than 1 bun, split meat up to make the other half or whole burger.
- Peel potatoes and slice thinly. Place potatoes in a bowl and drizzle with oil. Toss to coat. Spread potatoes evenly over a baking sheet and place in oven.
- Preheat oven to 400 °F. Bake for 22-25 minutes, flipping once halfway through, until centers are soft and edges are crispy. Sprinkle with salt.

Daily Total

Nutrition Facts

Serving Size: As Prepared

Amount Per Serving

Calories 3196

Total Fat 122g

Total Carbohydrate 307g

Protein 217g

Smoothie

Nutrition Facts

Serving Size: As Prepared

Amount Per Serving

Calories 718

Total Fat 4g

Total Carbohydrate 110g

Protein 60g

Snack 1

Nutrition Facts

Serving Size: As Prepared

Amount Per Serving

Calories 367

Total Fat 21g

Total Carbohydrate 16g

Protein 28g

Lunch

Nutrition Facts

Serving Size: As Prepared

Amount Per Serving

Calories 352

Total Fat 11g

Total Carbohydrate 42g

Protein 23g

Snack 2

Nutrition Facts

Serving Size: As Prepared

Amount Per Serving

Calories 612

Total Fat 22g

Total Carbohydrate 55g

Protein 49g

Dinner

Nutrition Facts

Serving Size: As Prepared

Amount Per Serving

Calories 1147

Total Fat 64g

Total Carbohydrate 85g

Protein 57g

Wednesday



Definition of insanity is doing the same thing over and over and expecting different results.

- Unknown



Step Qty UOM Ingredient

Directions

Smoothie	1	1 3/4	Cup	Milk, Skim
	1	1 1/2	Ea	Banana
	1	3/4	Cup	Mango, Frozen
	1	3/4	Cup	Strawberries, Frozen
	1	1 3/4	Ea	Protein Powder, (25g)

Strawberry Mango Smoothie	
1	Combine ingredients in blender and blend until smooth.

Snack 1	1	3	Oz	Turkey, Sliced Lunchmeat
	1	3/4	Ea	Avocado
	2	2	Oz	Cheese, Cheddar, Low Fat

Turkey Roll-Ups and Cheese		Two Separate Snacks, Do Not Mix
1	Slice avocado and wrap Turkey around slices.	
2	Slice up and eat.	

Lunch	1	5	Ea	Bacon, Turkey (slice)
	2	1 1/4	Tsp	Oil, Olive
	2	1 1/2	Tbsp	Vinegar, Red Wine
	2	2	Ea	Bread, Whole Wheat (slice)
	3	1 1/2	Cup	Lettuce, Romaine, Shredded
	3	1/2	Ea	Tomato, Medium
3	2	Tbsp	Scallions (Green Onions)	

BLT Bread Salad	
1	Cook bacon in a nonstick skillet over medium heat until crisp. Remove from pan. Transfer bacon to a paper towel-lined plate. Slice bacon into 1/2 inch pieces.
2	Prepare the vinaigrette by mixing oil and vinegar in a bowl. Set aside. Meanwhile, toast bread, then cut into 1/2 inch square pieces.
3	In a bowl, mix lettuce, tomato wedges, sliced onion. Drizzle with the vinaigrette. Add bread slices. Toss well to coat. Sprinkle with bacon.

Snack 2	1	7	Oz	Turkey, Ground
	2	1/2	Cup	Quinoa (dry)

Turkey and Quinoa		Two Separate Snacks, Do Not Mix
1	Pan fry ground turkey with your favorite seasoning.	
2	Make per package directions.	

Dinner	1	3/8	Ea	Onion, Medium
	1	1/2	Ea	Bell Pepper, Red
	1	1/2	Ea	Garlic, Chopped Clove
	1	3/4	Tsp	Oil, Olive
	2	5	Oz	Beans, Black
	2	5	Oz	Tomatoes, Diced (canned)
	2	5	Tbsp	Tomato Sauce
	2	1/2	Cup	Corn, Kernels (frozen)
	2	1/2	Cup	Rice, Brown (dry)
	2	2	Pinch	Chili Powder
	2	2	Pinch	Salt
	2	2	Pinch	Red Pepper (Cayenne) Flakes
	3	10	Oz	Chicken, Thigh (skinless)
3	2	Pinch	Paprika	

Chicken and Rice Bake	
1	In a saucepan, cook chopped onion, sliced bell pepper, and garlic in hot oil until tender.
2	Stir in black beans, undrained tomatoes, tomato sauce, corn, rice, chili powder, red pepper and salt. Bring to boil.
3	Transfer rice mixture to a baking dish. Sprinkle chicken with paprika and arrange on top of rice mixture.
4	Bake in a 375° F oven for 45-50 minutes or until chicken is no longer pink and rice is tender.

Daily Total	
Nutrition Facts	
Serving Size:	As Prepared
Amount Per Serving	
Calories	3192
Total Fat	89g
Total Carbohydrate	361g
Protein	237g

Smoothie	
Nutrition Facts	
Serving Size:	As Prepared
Amount Per Serving	
Calories	718
Total Fat	4g
Total Carbohydrate	110g
Protein	60g

Snack 1	
Nutrition Facts	
Serving Size:	As Prepared
Amount Per Serving	
Calories	367
Total Fat	21g
Total Carbohydrate	16g
Protein	28g

Lunch	
Nutrition Facts	
Serving Size:	As Prepared
Amount Per Serving	
Calories	352
Total Fat	11g
Total Carbohydrate	42g
Protein	23g

Snack 2	
Nutrition Facts	
Serving Size:	As Prepared
Amount Per Serving	
Calories	612
Total Fat	22g
Total Carbohydrate	55g
Protein	49g

Dinner	
Nutrition Facts	
Serving Size:	As Prepared
Amount Per Serving	
Calories	1143
Total Fat	31g
Total Carbohydrate	140g
Protein	77g

Thursday

Motivation is what gets you started. Habit is what keeps you going.

- Jim Rohn

Step Qty UOM Ingredient

Directions

Smoothie	1	1 3/4	Cup	Milk, Skim
	1	1 1/2	Ea	Banana
	1	3/4	Cup	Mango, Frozen
	1	3/4	Cup	Strawberries, Frozen
	1	1 3/4	Ea	Protein Powder, (25g)

Strawberry Mango Smoothie	
1	Combine ingredients in blender and blend until smooth.

Snack 1	1	3	Oz	Turkey, Sliced Lunchmeat
	1	3/4	Ea	Avocado
	2	2	Oz	Cheese, Cheddar, Low Fat

Turkey Roll-Ups and Cheese		Two Separate Snacks, Do Not Mix
1	Slice avocado and wrap Turkey around slices.	
2	Slice up and eat.	

Lunch	1	5	Ea	Bacon, Turkey (slice)
	2	1 1/4	Tsp	Oil, Olive
	2	1 1/2	Tbsp	Vinegar, Red Wine
	2	2	Ea	Bread, Whole Wheat (slice)
	3	1 1/2	Cup	Lettuce, Romaine, Shredded
	3	1/2	Ea	Tomato, Medium
3	2	Tbsp	Scallions (Green Onions)	

BLT Bread Salad	
1	Cook bacon in a nonstick skillet over medium heat until crisp. Remove from pan. Transfer bacon to a paper towel-lined plate. Slice bacon into 1/2 inch pieces.
2	Prepare the vinaigrette by mixing oil and vinegar in a bowl. Set aside. Meanwhile, toast bread, then cut into 1/2 inch square pieces.
3	In a bowl, mix lettuce, tomato wedges, sliced onion. Drizzle with the vinaigrette. Add bread slices. Toss well to coat. Sprinkle with bacon.

Snack 2	1	7	Oz	Turkey, Ground
	2	1/2	Cup	Quinoa (dry)

Turkey and Quinoa		Two Separate Snacks, Do Not Mix
1	Pan fry ground turkey with your favorite seasoning.	
2	Make per package directions.	

Dinner	1	3/4	Tsp	Oil, Olive
	1	13	Oz	Pork, Bone-In Loin
	1	2	Pinch	Salt / Pepper
	2	3/4	Ea	Pear, Medium
	2	5	Oz	Beer (No Drinking! Ha)
	2	1/2	Tsp	Sage
5	1/2	Cup	Rice, Brown (dry)	

Beer-Braised Pork Chops	
1	Season pork with salt and pepper. Heat oil in a skillet over medium-high heat. Cook pork chop for 4 minutes per side. Transfer to a plate.
2	Slice pear into wedges. Add them to the same skillet and cook for 6 minutes. Transfer them to the plate with the pork chop. Add beer and sage to the pan.
3	Scrape up caramelized bits from the bottom of the pan using a spoon. Return the pork chop and pears into the pan.
4	Bring to a simmer. Reduce heat to low. Cook for 5-7 minutes. Remove pork chop and pears from pan. Cook until sauce is reduce in half. Pour sauce over pork chop.
5	Cook rice according to package directions. Serve along with pork chop.

Daily Total	
Nutrition Facts	
Serving Size:	As Prepared
Amount Per Serving	
Calories	3012
Total Fat	90g
Total Carbohydrate	320g
Protein	230g

Smoothie	
Nutrition Facts	
Serving Size:	As Prepared
Amount Per Serving	
Calories	718
Total Fat	4g
Total Carbohydrate	110g
Protein	60g

Snack 1	
Nutrition Facts	
Serving Size:	As Prepared
Amount Per Serving	
Calories	367
Total Fat	21g
Total Carbohydrate	16g
Protein	28g

Lunch	
Nutrition Facts	
Serving Size:	As Prepared
Amount Per Serving	
Calories	352
Total Fat	11g
Total Carbohydrate	42g
Protein	23g

Snack 2	
Nutrition Facts	
Serving Size:	As Prepared
Amount Per Serving	
Calories	612
Total Fat	22g
Total Carbohydrate	55g
Protein	49g

Dinner	
Nutrition Facts	
Serving Size:	As Prepared
Amount Per Serving	
Calories	964
Total Fat	32g
Total Carbohydrate	98g
Protein	70g

Friday

The man on top of the mountain didn't fall there.

- Vince Lombardi

Step Qty UOM Ingredient

Directions

Smoothie

1	1 3/4	Cup	Milk, Skim
1	1 1/2	Ea	Banana
1	3/4	Cup	Mango, Frozen
1	3/4	Cup	Strawberries, Frozen
1	1 3/4	Ea	Protein Powder, (25g)

Strawberry Mango Smoothie

- 1 Combine ingredients in blender and blend until smooth.

Snack 1

1	3	Oz	Turkey, Sliced Lunchmeat
1	3/4	Ea	Avocado
2	2	Oz	Cheese, Cheddar, Low Fat

Turkey Roll-Ups and Cheese

Two Separate Snacks, Do Not Mix

- 1 Slice avocado and wrap Turkey around slices.
- 2 Slice up and eat.

Lunch

1	5	Ea	Bacon, Turkey (slice)
2	1 1/4	Tsp	Oil, Olive
2	1 1/2	Tbsp	Vinegar, Red Wine
2	2	Ea	Bread, Whole Wheat (slice)
3	1 1/2	Cup	Lettuce, Romaine, Shredded
3	1/2	Ea	Tomato, Medium
3	2	Tbsp	Scallions (Green Onions)

BLT Bread Salad

- 1 Cook bacon in a nonstick skillet over medium heat until crisp. Remove from pan. Transfer bacon to a paper towel-lined plate. Slice bacon into 1/2 inch pieces.
- 2 Prepare the vinaigrette by mixing oil and vinegar in a bowl. Set aside. Meanwhile, toast bread, then cut into 1/2 inch square pieces.
- 3 In a bowl, mix lettuce, tomato wedges, sliced onion. Drizzle with the vinaigrette. Add bread slices. Toss well to coat. Sprinkle with bacon.

Snack 2

1	7	Oz	Turkey, Ground
2	1/2	Cup	Quinoa (dry)

Turkey and Quinoa

Two Separate Snacks, Do Not Mix

- 1 Pan fry ground turkey with your favorite seasoning.
- 2 Make per package directions.

Dinner

1	1	Tbsp	Oil, Olive
1	5	Tbsp	Peas, Frozen
2	5	Ea	Egg, Regular
2	2	Pinch	Salt / Pepper
2	2	Oz	Cheese, Low Fat Feta
2	3/4	Ea	Bell Pepper, Red
3	2	Ea	Bread, Whole Wheat (slice)

Pea & Feta Frittata

- 1 Heat oil in an ovenproof pan over medium-high heat. Add peas then cook for 2 minutes.
- 2 Crack the eggs in a bowl and whisk. Add in salt, pepper, crumbled Feta, and chopped bell pepper. Add the egg mixture into the pan and cook for 5 minutes.
- 3 Transfer the pan to the broiler and broil for 5 minutes or until top is golden brown. Serve with toasted bread.

Daily Total

Nutrition Facts

Serving Size: As Prepared

Amount Per Serving

Calories 2902

Total Fat 108g

Total Carbohydrate 272g

Protein 211g

Smoothie

Nutrition Facts

Serving Size: As Prepared

Amount Per Serving

Calories 718

Total Fat 4g

Total Carbohydrate 110g

Protein 60g

Snack 1

Nutrition Facts

Serving Size: As Prepared

Amount Per Serving

Calories 367

Total Fat 21g

Total Carbohydrate 16g

Protein 28g

Lunch

Nutrition Facts

Serving Size: As Prepared

Amount Per Serving

Calories 352

Total Fat 11g

Total Carbohydrate 42g

Protein 23g

Snack 2

Nutrition Facts

Serving Size: As Prepared

Amount Per Serving

Calories 612

Total Fat 22g

Total Carbohydrate 55g

Protein 49g

Dinner

Nutrition Facts

Serving Size: As Prepared

Amount Per Serving

Calories 854

Total Fat 50g

Total Carbohydrate 51g

Protein 51g

Saturday



To succeed in life, you need three things: A backbone, a wishbone and a funny bone.

- Reba McEntire



Step Qty UOM Ingredient

Directions

Smoothie	1	1 3/4	Cup	Milk, Skim
	1	1 1/2	Ea	Banana
	1	3/4	Cup	Mango, Frozen
	1	3/4	Cup	Strawberries, Frozen
	1	1 3/4	Ea	Protein Powder, (25g)

Strawberry Mango Smoothie	
1	Combine ingredients in blender and blend until smooth.

Snack 1	1	3	Oz	Turkey, Sliced Lunchmeat
	1	3/4	Ea	Avocado
	2	2	Oz	Cheese, Cheddar, Low Fat

Turkey Roll-Ups and Cheese		Two Separate Snacks, Do Not Mix
1	Slice avocado and wrap Turkey around slices.	
2	Slice up and eat.	

Lunch	1	5	Ea	Bacon, Turkey (slice)
	2	1 1/4	Tsp	Oil, Olive
	2	1 1/2	Tbsp	Vinegar, Red Wine
	2	2	Ea	Bread, Whole Wheat (slice)
	3	1 1/2	Cup	Lettuce, Romaine, Shredded
	3	1/2	Ea	Tomato, Medium
3	2	Tbsp	Scallions (Green Onions)	

BLT Bread Salad	
1	Cook bacon in a nonstick skillet over medium heat until crisp. Remove from pan. Transfer bacon to a paper towel-lined plate. Slice bacon into 1/2 inch pieces.
2	Prepare the vinaigrette by mixing oil and vinegar in a bowl. Set aside. Meanwhile, toast bread, then cut into 1/2 inch square pieces.
3	In a bowl, mix lettuce, tomato wedges, sliced onion. Drizzle with the vinaigrette. Add bread slices. Toss well to coat. Sprinkle with bacon.

Snack 2	1	7	Oz	Turkey, Ground
	2	1/2	Cup	Quinoa (dry)

Turkey and Quinoa		Two Separate Snacks, Do Not Mix
1	Pan fry ground turkey with your favorite seasoning.	
2	Make per package directions.	

Dinner	1	7	Oz	Beef, Ground (90/10)
	2	7	Oz	Beans, Pinto
	2	3	Oz	Tomato Sauce
	2	1 1/2	Tbsp	Salsa
	2	1/2	Tsp	Chili Powder
	3	2	Oz	Cheese, Mont. Jack, Low Fat

Mexican Beef Casserole	
1	Cook beef in a nonstick pan over medium heat for 8-10 minutes, stirring occasionally.
2	Mix beef, beans, tomato sauce, salsa, and chili powder in an ungreased casserole dish.
3	Cover and bake for 40 minutes in an oven preheated to 375 °F. Sprinkle with shredded cheese. Bake uncovered for 5 more minutes or until cheese melts.

Daily Total	
Nutrition Facts	
Serving Size:	As Prepared
Amount Per Serving	
Calories	2791
Total Fat	93g
Total Carbohydrate	261g
Protein	228g

Smoothie	
Nutrition Facts	
Serving Size:	As Prepared
Amount Per Serving	
Calories	718
Total Fat	4g
Total Carbohydrate	110g
Protein	60g

Snack 1	
Nutrition Facts	
Serving Size:	As Prepared
Amount Per Serving	
Calories	367
Total Fat	21g
Total Carbohydrate	16g
Protein	28g

Lunch	
Nutrition Facts	
Serving Size:	As Prepared
Amount Per Serving	
Calories	352
Total Fat	11g
Total Carbohydrate	42g
Protein	23g

Snack 2	
Nutrition Facts	
Serving Size:	As Prepared
Amount Per Serving	
Calories	612
Total Fat	22g
Total Carbohydrate	55g
Protein	49g

Dinner	
Nutrition Facts	
Serving Size:	As Prepared
Amount Per Serving	
Calories	743
Total Fat	35g
Total Carbohydrate	39g
Protein	68g

Sunday

The happiness of your life depends upon the quality of your thoughts.

- Marcus Aurelius

Step Qty UOM Ingredient

Directions

Smoothie	1	1 3/4	Cup	Milk, Skim
	1	1 1/2	Ea	Banana
	1	3/4	Cup	Mango, Frozen
	1	3/4	Cup	Strawberries, Frozen
	1	1 3/4	Ea	Protein Powder, (25g)

Strawberry Mango Smoothie	
1	Combine ingredients in blender and blend until smooth.

Snack 1	1	3	Oz	Turkey, Sliced Lunchmeat
	1	3/4	Ea	Avocado
	2	2	Oz	Cheese, Cheddar, Low Fat

Turkey Roll-Ups and Cheese		Two Separate Snacks, Do Not Mix
1	Slice avocado and wrap Turkey around slices.	
2	Slice up and eat.	

Lunch	1	5	Ea	Bacon, Turkey (slice)
	2	1 1/4	Tsp	Oil, Olive
	2	1 1/2	Tbsp	Vinegar, Red Wine
	2	2	Ea	Bread, Whole Wheat (slice)
	3	1 1/2	Cup	Lettuce, Romaine, Shredded
	3	1/2	Ea	Tomato, Medium
3	2	Tbsp	Scallions (Green Onions)	

BLT Bread Salad	
1	Cook bacon in a nonstick skillet over medium heat until crisp. Remove from pan. Transfer bacon to a paper towel-lined plate. Slice bacon into 1/2 inch pieces.
2	Prepare the vinaigrette by mixing oil and vinegar in a bowl. Set aside. Meanwhile, toast bread, then cut into 1/2 inch square pieces.
3	In a bowl, mix lettuce, tomato wedges, sliced onion. Drizzle with the vinaigrette. Add bread slices. Toss well to coat. Sprinkle with bacon.

Snack 2	1	7	Oz	Turkey, Ground
	2	1/2	Cup	Quinoa (dry)

Turkey and Quinoa		Two Separate Snacks, Do Not Mix
1	Pan fry ground turkey with your favorite seasoning.	
2	Make per package directions.	

Dinner	1	3 1/4	Tsp	Oil, Olive
	1	10	Oz	Chicken, Breast
	1	2	Pinch	Salt / Pepper
	2	1	Tbsp	Vinegar, Red Wine
	2	1	Tbsp	Mustard, Dijon
	2	1 1/2	Tbsp	Oil, Olive
	2	1 3/4	Tsp	Basil, Ground
	2	2	Pinch	Salt / Pepper
	2	1 3/4	Cup	Lettuce, Romaine, Shredded
	2	3/8	Ea	Onion, Medium

Chicken Paillard Salad	
1	Season chicken with salt and pepper. Place oil in a pan over medium-high heat. Add chicken and cook for 3 minutes per side.
2	In a bowl, whisk together, vinegar, mustard, olive oil, and basil. Season vinaigrette with salt and pepper. Add the lettuce and sliced onion. Toss to combine.
3	Transfer the chicken to a plate. Top with the salad and serve.

Daily Total

Nutrition Facts

Serving Size: As Prepared

Amount Per Serving

Calories 2714

Total Fat 98g

Total Carbohydrate 231g

Protein 227g

Smoothie

Nutrition Facts

Serving Size: As Prepared

Amount Per Serving

Calories 718

Total Fat 4g

Total Carbohydrate 110g

Protein 60g

Snack 1

Nutrition Facts

Serving Size: As Prepared

Amount Per Serving

Calories 367

Total Fat 21g

Total Carbohydrate 16g

Protein 28g

Lunch

Nutrition Facts

Serving Size: As Prepared

Amount Per Serving

Calories 352

Total Fat 11g

Total Carbohydrate 42g

Protein 23g

Snack 2

Nutrition Facts

Serving Size: As Prepared

Amount Per Serving

Calories 612

Total Fat 22g

Total Carbohydrate 55g

Protein 49g

Dinner

Nutrition Facts

Serving Size: As Prepared

Amount Per Serving

Calories 666

Total Fat 40g

Total Carbohydrate 9g

Protein 67g

EARN MONEY BY REFERRING US!



If you refer us we will pay you! It's that simple. Just tell your friends, coworkers or gym sidekick about our great tasting meal plan community....

The best part of this is, you can refer as many people as you want!

You will get \$24 for each new member you refer that signs up for a yearly membership and \$12 for each new member that signs up for a monthly membership!

Just have them put down your username in the "how did you hear about us" section of the sign-up form when they join!

After 30 days, you get paid. It is that simple.



www.ExplosifiedFitness.Com