



It's never too late to be who you might have been.
- George Eliot



Ave. Grams of Protein / Day



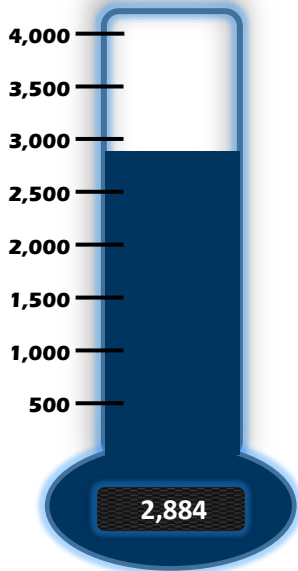
Ave. Grams of Carbs / Day



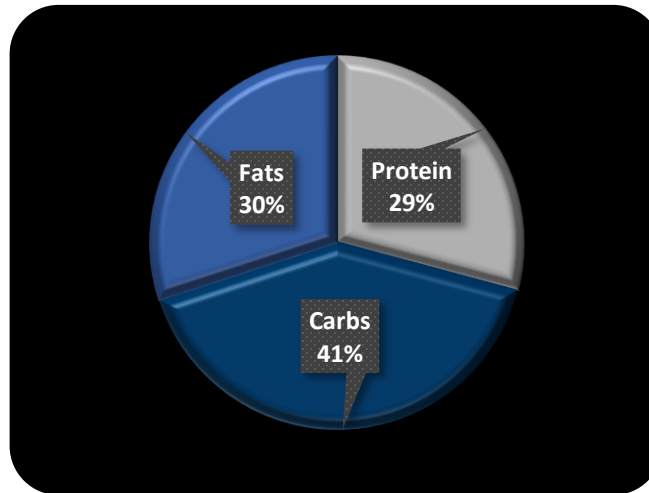
Ave. Grams of Fat / Day



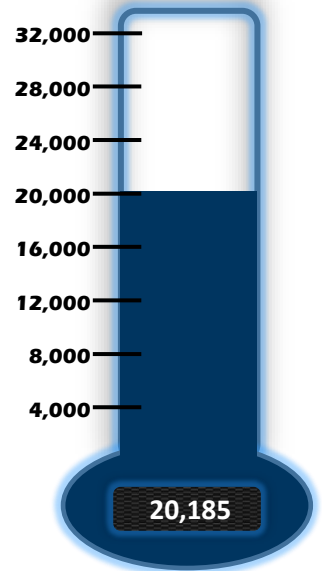
Ave. Calories / Day



Actual Macronutrients For The Week



Actual Week Calories



Meal Summary

Dinners

Monday	Beef & Black Bean Chili
Tuesday	BBQ Pork Burger
Wednesday	Chicken and Rice Bake
Thursday	Beer-Braised Pork Chops
Friday	Pea & Feta Frittata
Saturday	Mexican Beef Casserole
Sunday	Chicken Paillard Salad

Smoothie

Strawberry Mango Smoothie

Snack 1

Turkey Roll-Ups and Cheese

Lunch

BLT Bread Salad

Snack 2

Turkey and Quinoa

Consuming raw or undercooked meats, poultry, seafood, shellfish, or eggs may increase your risk of food-borne illness. It is the user's responsibility to ensure that all food and meat is cooked

Monday

Many people die at 25 and aren't buried until they are 75.

- Benjamin Franklin

Step Qty UOM

Ingredient

Directions

Smoothie

1	1 1/2	Cup	Milk, Skim
1	1 1/2	Ea	Banana
1	3/4	Cup	Mango, Frozen
1	3/4	Cup	Strawberries, Frozen
1	1 1/2	Ea	Protein Powder, (25g)

Strawberry Mango Smoothie

- 1 Combine ingredients in blender and blend until smooth.

Snack 1

1	3	Oz	Turkey, Sliced Lunchmeat
1	3/4	Ea	Avocado
2	2	Oz	Cheese, Cheddar, Low Fat

Turkey Roll-Ups and Cheese

Two Separate Snacks, Do Not Mix

- 1 Slice avocado and wrap Turkey around slices.
- 2 Slice up and eat.

Lunch

1	5	Ea	Bacon, Turkey (slice)
2	1 1/4	Tsp	Oil, Olive
2	1 1/2	Tbsp	Vinegar, Red Wine
2	2	Ea	Bread, Whole Wheat (slice)
3	1 1/2	Cup	Lettuce, Romaine, Shredded
3	1/2	Ea	Tomato, Medium
3	2	Tbsp	Scallions (Green Onions)

BLT Bread Salad

- 1 Cook bacon in a nonstick skillet over medium heat until crisp. Remove from pan. Transfer bacon to a paper towel-lined plate. Slice bacon into 1/2 inch pieces.
- 2 Prepare the vinaigrette by mixing oil and vinegar in a bowl. Set aside. Meanwhile, toast bread, then cut into 1/2 inch square pieces.
- 3 In a bowl, mix lettuce, tomato wedges, sliced onion. Drizzle with the vinaigrette. Add bread slices. Toss well to coat. Sprinkle with bacon.

Snack 2

1	6	Oz	Turkey, Ground
2	1/2	Cup	Quinoa (dry)

Turkey and Quinoa

Two Separate Snacks, Do Not Mix

- 1 Pan fry ground turkey with your favorite seasoning.
- 2 Make per package directions.

Dinner

1	3	Tsp	Oil, Olive
1	3/4	Ea	Onion, Medium
1	1	Ea	Garlic, Chopped Clove
1	8	Oz	Beef, Ground (90/10)
2	6	Oz	Tomatoes, Diced (canned)
2	6	Oz	Beans, Black
2	2	Oz	Peppers, Chipotle in Adobo
2	1/2	Tsp	Cumin, Ground
2	2	Pinch	Salt / Pepper
3	1/2	Cup	Rice, Brown (dry)

Beef & Black Bean Chili

- 1 Heat oil in a saucepan over medium-high heat. Add chopped onion and garlic. Cook for 2 minutes, stirring occasionally. Add beef and cook for 2 minutes.
- 2 Add tomatoes, black beans, chiles, cumin, salt, and pepper. Bring to a boil and simmer for 10 minutes.
- 3 Cook rice according to package directions. Serve along with or on top of the chili.

Daily Total

Nutrition Facts

Serving Size: As Prepared

Amount Per Serving

Calories 3142

Total Fat 98g

Total Carbohydrate 346g

Protein 220g

Smoothie

Nutrition Facts

Serving Size: As Prepared

Amount Per Serving

Calories 660

Total Fat 4g

Total Carbohydrate 105g

Protein 52g

Snack 1

Nutrition Facts

Serving Size: As Prepared

Amount Per Serving

Calories 367

Total Fat 21g

Total Carbohydrate 16g

Protein 28g

Lunch

Nutrition Facts

Serving Size: As Prepared

Amount Per Serving

Calories 352

Total Fat 11g

Total Carbohydrate 42g

Protein 23g

Snack 2

Nutrition Facts

Serving Size: As Prepared

Amount Per Serving

Calories 569

Total Fat 20g

Total Carbohydrate 55g

Protein 44g

Dinner

Nutrition Facts

Serving Size: As Prepared

Amount Per Serving

Calories 1194

Total Fat 43g

Total Carbohydrate 129g

Protein 73g

Tuesday

Extraordinary things are always hiding in places people never think to look.

- Unknown

Step Qty UOM Ingredient

Directions

Smoothie	1	1 1/2	Cup	Milk, Skim
	1	1 1/2	Ea	Banana
	1	3/4	Cup	Mango, Frozen
	1	3/4	Cup	Strawberries, Frozen
	1	1 1/2	Ea	Protein Powder, (25g)

Strawberry Mango Smoothie	
1	Combine ingredients in blender and blend until smooth.

Snack 1	1	3	Oz	Turkey, Sliced Lunchmeat
	1	3/4	Ea	Avocado
	2	2	Oz	Cheese, Cheddar, Low Fat

Turkey Roll-Ups and Cheese		Two Separate Snacks, Do Not Mix
1	Slice avocado and wrap Turkey around slices.	
2	Slice up and eat.	

Lunch	1	5	Ea	Bacon, Turkey (slice)
	2	1 1/4	Tsp	Oil, Olive
	2	1 1/2	Tbsp	Vinegar, Red Wine
	2	2	Ea	Bread, Whole Wheat (slice)
	3	1 1/2	Cup	Lettuce, Romaine, Shredded
	3	1/2	Ea	Tomato, Medium
3	2	Tbsp	Scallions (Green Onions)	

BLT Bread Salad	
1	Cook bacon in a nonstick skillet over medium heat until crisp. Remove from pan. Transfer bacon to a paper towel-lined plate. Slice bacon into 1/2 inch pieces.
2	Prepare the vinaigrette by mixing oil and vinegar in a bowl. Set aside. Meanwhile, toast bread, then cut into 1/2 inch square pieces.
3	In a bowl, mix lettuce, tomato wedges, sliced onion. Drizzle with the vinaigrette. Add bread slices. Toss well to coat. Sprinkle with bacon.

Snack 2	1	6	Oz	Turkey, Ground
	2	1/2	Cup	Quinoa (dry)

Turkey and Quinoa		Two Separate Snacks, Do Not Mix
1	Pan fry ground turkey with your favorite seasoning.	
2	Make per package directions.	

Dinner	1	6	Oz	Pork, Ground
	1	1 1/2	Tbsp	Sauce, Barbecue
	1	1 1/4	Tsp	Mustard, Dijon
	1	2	Pinch	Salt / Pepper
	2	2	Oz	Cheese, Mont. Jack, Low Fat
	2	1 1/2	Ea	Hamburger Buns, Whole Wheat
	3	2	Ea	Lettuce, Romaine (Leaf)
	4	1 1/2	Ea	Potatoes, Sweet (medium)
	4	1	Tbsp	Oil, Olive
5	1/2	Tsp	Salt	

BBQ Pork Burger	
1	In a bowl, mix pork, barbecue sauce, mustard, salt, and pepper. Form a patty out of the pork. Cook on medium-high for 5 minutes per side until cooked through.
2	Place cheese on top during last minute to melt. Slice hamburger bun in half. Place burger on the bottom half of the bun.
3	Top with lettuce and the top half of bun. If recipe calls for more than 1 bun, split meat up to make the other half or whole burger.
4	Peel potatoes and slice thinly. Place potatoes in a bowl and drizzle with oil. Toss to coat. Spread potatoes evenly over a baking sheet and place in oven.
5	Preheat oven to 400 °F. Bake for 22-25 minutes, flipping once halfway through, until centers are soft and edges are crispy. Sprinkle with salt.

Daily Total

Nutrition Facts

Serving Size:	As Prepared
Amount Per Serving	
Calories	3096
Total Fat	120g
Total Carbohydrate	302g
Protein	203g

Smoothie

Nutrition Facts

Serving Size:	As Prepared
Amount Per Serving	
Calories	660
Total Fat	4g
Total Carbohydrate	105g
Protein	52g

Snack 1

Nutrition Facts

Serving Size:	As Prepared
Amount Per Serving	
Calories	367
Total Fat	21g
Total Carbohydrate	16g
Protein	28g

Lunch

Nutrition Facts

Serving Size:	As Prepared
Amount Per Serving	
Calories	352
Total Fat	11g
Total Carbohydrate	42g
Protein	23g

Snack 2

Nutrition Facts

Serving Size:	As Prepared
Amount Per Serving	
Calories	569
Total Fat	20g
Total Carbohydrate	55g
Protein	44g

Dinner

Nutrition Facts

Serving Size:	As Prepared
Amount Per Serving	
Calories	1147
Total Fat	64g
Total Carbohydrate	85g
Protein	57g

Wednesday



Definition of insanity is doing the same thing over and over and expecting different results.

- Unknown



Step Qty UOM Ingredient

Directions

Smoothie	1	1 1/2	Cup	Milk, Skim
	1	1 1/2	Ea	Banana
	1	3/4	Cup	Mango, Frozen
	1	3/4	Cup	Strawberries, Frozen
	1	1 1/2	Ea	Protein Powder, (25g)

Strawberry Mango Smoothie	
1	Combine ingredients in blender and blend until smooth.

Snack 1	1	3	Oz	Turkey, Sliced Lunchmeat
	1	3/4	Ea	Avocado
	2	2	Oz	Cheese, Cheddar, Low Fat

Turkey Roll-Ups and Cheese		Two Separate Snacks, Do Not Mix
1	Slice avocado and wrap Turkey around slices.	
2	Slice up and eat.	

Lunch	1	5	Ea	Bacon, Turkey (slice)
	2	1 1/4	Tsp	Oil, Olive
	2	1 1/2	Tbsp	Vinegar, Red Wine
	2	2	Ea	Bread, Whole Wheat (slice)
	3	1 1/2	Cup	Lettuce, Romaine, Shredded
	3	1/2	Ea	Tomato, Medium
3	2	Tbsp	Scallions (Green Onions)	

BLT Bread Salad	
1	Cook bacon in a nonstick skillet over medium heat until crisp. Remove from pan. Transfer bacon to a paper towel-lined plate. Slice bacon into 1/2 inch pieces.
2	Prepare the vinaigrette by mixing oil and vinegar in a bowl. Set aside. Meanwhile, toast bread, then cut into 1/2 inch square pieces.
3	In a bowl, mix lettuce, tomato wedges, sliced onion. Drizzle with the vinaigrette. Add bread slices. Toss well to coat. Sprinkle with bacon.

Snack 2	1	6	Oz	Turkey, Ground
	2	1/2	Cup	Quinoa (dry)

Turkey and Quinoa		Two Separate Snacks, Do Not Mix
1	Pan fry ground turkey with your favorite seasoning.	
2	Make per package directions.	

Dinner	1	3/8	Ea	Onion, Medium
	1	1/2	Ea	Bell Pepper, Red
	1	1/2	Ea	Garlic, Chopped Clove
	1	3/4	Tsp	Oil, Olive
	2	5	Oz	Beans, Black
	2	5	Oz	Tomatoes, Diced (canned)
	2	4 1/2	Tbsp	Tomato Sauce
	2	1/2	Cup	Corn, Kernels (frozen)
	2	1/2	Cup	Rice, Brown (dry)
	2	2	Pinch	Chili Powder
	2	2	Pinch	Salt
	2	2	Pinch	Red Pepper (Cayenne) Flakes
	3	9	Oz	Chicken, Thigh (skinless)
	3	2	Pinch	Paprika

Chicken and Rice Bake	
1	In a saucepan, cook chopped onion, sliced bell pepper, and garlic in hot oil until tender.
2	Stir in black beans, undrained tomatoes, tomato sauce, corn, rice, chili powder, red pepper and salt. Bring to boil.
3	Transfer rice mixture to a baking dish. Sprinkle chicken with paprika and arrange on top of rice mixture.
4	Bake in a 375° F oven for 45-50 minutes or until chicken is no longer pink and rice is tender.

Daily Total	
Nutrition Facts	
Serving Size:	As Prepared
Amount Per Serving	
Calories	3048
Total Fat	84g
Total Carbohydrate	356g
Protein	218g

Smoothie	
Nutrition Facts	
Serving Size:	As Prepared
Amount Per Serving	
Calories	660
Total Fat	4g
Total Carbohydrate	105g
Protein	52g

Snack 1	
Nutrition Facts	
Serving Size:	As Prepared
Amount Per Serving	
Calories	367
Total Fat	21g
Total Carbohydrate	16g
Protein	28g

Lunch	
Nutrition Facts	
Serving Size:	As Prepared
Amount Per Serving	
Calories	352
Total Fat	11g
Total Carbohydrate	42g
Protein	23g

Snack 2	
Nutrition Facts	
Serving Size:	As Prepared
Amount Per Serving	
Calories	569
Total Fat	20g
Total Carbohydrate	55g
Protein	44g

Dinner	
Nutrition Facts	
Serving Size:	As Prepared
Amount Per Serving	
Calories	1100
Total Fat	28g
Total Carbohydrate	139g
Protein	72g

Thursday

Motivation is what gets you started. Habit is what keeps you going.

- Jim Rohn

Step Qty UOM Ingredient

Directions

Smoothie	1	1 1/2	Cup	Milk, Skim
	1	1 1/2	Ea	Banana
	1	3/4	Cup	Mango, Frozen
	1	3/4	Cup	Strawberries, Frozen
	1	1 1/2	Ea	Protein Powder, (25g)

Strawberry Mango Smoothie	
1	Combine ingredients in blender and blend until smooth.

Snack 1	1	3	Oz	Turkey, Sliced Lunchmeat
	1	3/4	Ea	Avocado
	2	2	Oz	Cheese, Cheddar, Low Fat

Turkey Roll-Ups and Cheese		Two Separate Snacks, Do Not Mix
1	Slice avocado and wrap Turkey around slices.	
2	Slice up and eat.	

Lunch	1	5	Ea	Bacon, Turkey (slice)
	2	1 1/4	Tsp	Oil, Olive
	2	1 1/2	Tbsp	Vinegar, Red Wine
	2	2	Ea	Bread, Whole Wheat (slice)
	3	1 1/2	Cup	Lettuce, Romaine, Shredded
	3	1/2	Ea	Tomato, Medium
3	2	Tbsp	Scallions (Green Onions)	

BLT Bread Salad	
1	Cook bacon in a nonstick skillet over medium heat until crisp. Remove from pan. Transfer bacon to a paper towel-lined plate. Slice bacon into 1/2 inch pieces.
2	Prepare the vinaigrette by mixing oil and vinegar in a bowl. Set aside. Meanwhile, toast bread, then cut into 1/2 inch square pieces.
3	In a bowl, mix lettuce, tomato wedges, sliced onion. Drizzle with the vinaigrette. Add bread slices. Toss well to coat. Sprinkle with bacon.

Snack 2	1	6	Oz	Turkey, Ground
	2	1/2	Cup	Quinoa (dry)

Turkey and Quinoa		Two Separate Snacks, Do Not Mix
1	Pan fry ground turkey with your favorite seasoning.	
2	Make per package directions.	

Dinner	1	3/4	Tsp	Oil, Olive
	1	12	Oz	Pork, Bone-In Loin
	1	2	Pinch	Salt / Pepper
	2	3/4	Ea	Pear, Medium
	2	5	Oz	Beer (No Drinking! Ha)
	2	1/2	Tsp	Sage
5	1/2	Cup	Rice, Brown (dry)	

Beer-Braised Pork Chops	
1	Season pork with salt and pepper. Heat oil in a skillet over medium-high heat. Cook pork chop for 4 minutes per side. Transfer to a plate.
2	Slice pear into wedges. Add them to the same skillet and cook for 6 minutes. Transfer them to the plate with the pork chop. Add beer and sage to the pan.
3	Scrape up caramelized bits from the bottom of the pan using a spoon. Return the pork chop and pears into the pan.
4	Bring to a simmer. Reduce heat to low. Cook for 5-7 minutes. Remove pork chop and pears from pan. Cook until sauce is reduce in half. Pour sauce over pork chop.
5	Cook rice according to package directions. Serve along with pork chop.

Daily Total	
Nutrition Facts	
Serving Size:	As Prepared
Amount Per Serving	
Calories	2874
Total Fat	85g
Total Carbohydrate	314g
Protein	212g

Smoothie	
Nutrition Facts	
Serving Size:	As Prepared
Amount Per Serving	
Calories	660
Total Fat	4g
Total Carbohydrate	105g
Protein	52g

Snack 1	
Nutrition Facts	
Serving Size:	As Prepared
Amount Per Serving	
Calories	367
Total Fat	21g
Total Carbohydrate	16g
Protein	28g

Lunch	
Nutrition Facts	
Serving Size:	As Prepared
Amount Per Serving	
Calories	352
Total Fat	11g
Total Carbohydrate	42g
Protein	23g

Snack 2	
Nutrition Facts	
Serving Size:	As Prepared
Amount Per Serving	
Calories	569
Total Fat	20g
Total Carbohydrate	55g
Protein	44g

Dinner	
Nutrition Facts	
Serving Size:	As Prepared
Amount Per Serving	
Calories	926
Total Fat	30g
Total Carbohydrate	98g
Protein	65g

Friday

The man on top of the mountain didn't fall there.

- Vince Lombardi

Step Qty UOM Ingredient

Directions

Smoothie	1	1 1/2	Cup	Milk, Skim
	1	1 1/2	Ea	Banana
	1	3/4	Cup	Mango, Frozen
	1	3/4	Cup	Strawberries, Frozen
	1	1 1/2	Ea	Protein Powder, (25g)

Strawberry Mango Smoothie	
1	Combine ingredients in blender and blend until smooth.

Snack 1	1	3	Oz	Turkey, Sliced Lunchmeat
	1	3/4	Ea	Avocado
	2	2	Oz	Cheese, Cheddar, Low Fat

Turkey Roll-Ups and Cheese		Two Separate Snacks, Do Not Mix
1	Slice avocado and wrap Turkey around slices.	
2	Slice up and eat.	

Lunch	1	5	Ea	Bacon, Turkey (slice)
	2	1 1/4	Tsp	Oil, Olive
	2	1 1/2	Tbsp	Vinegar, Red Wine
	2	2	Ea	Bread, Whole Wheat (slice)
	3	1 1/2	Cup	Lettuce, Romaine, Shredded
	3	1/2	Ea	Tomato, Medium
3	2	Tbsp	Scallions (Green Onions)	

BLT Bread Salad	
1	Cook bacon in a nonstick skillet over medium heat until crisp. Remove from pan. Transfer bacon to a paper towel-lined plate. Slice bacon into 1/2 inch pieces.
2	Prepare the vinaigrette by mixing oil and vinegar in a bowl. Set aside. Meanwhile, toast bread, then cut into 1/2 inch square pieces.
3	In a bowl, mix lettuce, tomato wedges, sliced onion. Drizzle with the vinaigrette. Add bread slices. Toss well to coat. Sprinkle with bacon.

Snack 2	1	6	Oz	Turkey, Ground
	2	1/2	Cup	Quinoa (dry)

Turkey and Quinoa		Two Separate Snacks, Do Not Mix
1	Pan fry ground turkey with your favorite seasoning.	
2	Make per package directions.	

Dinner	1	1	Tbsp	Oil, Olive
	1	4 1/2	Tbsp	Peas, Frozen
	2	5	Ea	Egg, Regular
	2	2	Pinch	Salt / Pepper
	2	2	Oz	Cheese, Low Fat Feta
	2	3/4	Ea	Bell Pepper, Red
	3	2	Ea	Bread, Whole Wheat (slice)

Pea & Feta Frittata	
1	Heat oil in an ovenproof pan over medium-high heat. Add peas then cook for 2 minutes.
2	Crack the eggs in a bowl and whisk. Add in salt, pepper, crumbled Feta, and chopped bell pepper. Add the egg mixture into the pan and cook for 5 minutes.
3	Transfer the pan to the broiler and broil for 5 minutes or until top is golden brown. Serve with toasted bread.

Daily Total	
Nutrition Facts	
Serving Size:	As Prepared
Amount Per Serving	
Calories	2798
Total Fat	105g
Total Carbohydrate	267g
Protein	197g

Smoothie	
Nutrition Facts	
Serving Size:	As Prepared
Amount Per Serving	
Calories	660
Total Fat	4g
Total Carbohydrate	105g
Protein	52g

Snack 1	
Nutrition Facts	
Serving Size:	As Prepared
Amount Per Serving	
Calories	367
Total Fat	21g
Total Carbohydrate	16g
Protein	28g

Lunch	
Nutrition Facts	
Serving Size:	As Prepared
Amount Per Serving	
Calories	352
Total Fat	11g
Total Carbohydrate	42g
Protein	23g

Snack 2	
Nutrition Facts	
Serving Size:	As Prepared
Amount Per Serving	
Calories	569
Total Fat	20g
Total Carbohydrate	55g
Protein	44g

Dinner	
Nutrition Facts	
Serving Size:	As Prepared
Amount Per Serving	
Calories	850
Total Fat	50g
Total Carbohydrate	50g
Protein	51g

Saturday

To succeed in life, you need three things: A backbone, a wishbone and a funny bone.

- Reba McEntire

Step Qty UOM Ingredient

Directions

Smoothie

1	1 1/2	Cup	Milk, Skim
1	1 1/2	Ea	Banana
1	3/4	Cup	Mango, Frozen
1	3/4	Cup	Strawberries, Frozen
1	1 1/2	Ea	Protein Powder, (25g)

Strawberry Mango Smoothie

- Combine ingredients in blender and blend until smooth.

Snack 1

1	3	Oz	Turkey, Sliced Lunchmeat
1	3/4	Ea	Avocado
2	2	Oz	Cheese, Cheddar, Low Fat

Turkey Roll-Ups and Cheese **Two Separate Snacks, Do Not Mix**

- Slice avocado and wrap Turkey around slices.
- Slice up and eat.

Lunch

1	5	Ea	Bacon, Turkey (slice)
2	1 1/4	Tsp	Oil, Olive
2	1 1/2	Tbsp	Vinegar, Red Wine
2	2	Ea	Bread, Whole Wheat (slice)
3	1 1/2	Cup	Lettuce, Romaine, Shredded
3	1/2	Ea	Tomato, Medium
3	2	Tbsp	Scallions (Green Onions)

BLT Bread Salad

- Cook bacon in a nonstick skillet over medium heat until crisp. Remove from pan. Transfer bacon to a paper towel-lined plate. Slice bacon into 1/2 inch pieces.
- Prepare the vinaigrette by mixing oil and vinegar in a bowl. Set aside. Meanwhile, toast bread, then cut into 1/2 inch square pieces.
- In a bowl, mix lettuce, tomato wedges, sliced onion. Drizzle with the vinaigrette. Add bread slices. Toss well to coat. Sprinkle with bacon.

Snack 2

1	6	Oz	Turkey, Ground
2	1/2	Cup	Quinoa (dry)

Turkey and Quinoa **Two Separate Snacks, Do Not Mix**

- Pan fry ground turkey with your favorite seasoning.
- Make per package directions.

Dinner

1	6	Oz	Beef, Ground (90/10)
2	6	Oz	Beans, Pinto
2	3	Oz	Tomato Sauce
2	1 1/2	Tbsp	Salsa
2	1/2	Tsp	Chili Powder
3	2	Oz	Cheese, Mont. Jack, Low Fat

Mexican Beef Casserole

- Cook beef in a nonstick pan over medium heat for 8-10 minutes, stirring occasionally.
- Mix beef, beans, tomato sauce, salsa, and chili powder in an ungreased casserole dish.
- Cover and bake for 40 minutes in an oven preheated to 375 °F. Sprinkle with shredded cheese. Bake uncovered for 5 more minutes or until cheese melts.

Daily Total

Nutrition Facts	
Serving Size:	As Prepared
Amount Per Serving	
Calories	2615
Total Fat	87g
Total Carbohydrate	252g
Protein	207g

Smoothie

Nutrition Facts	
Serving Size:	As Prepared
Amount Per Serving	
Calories	660
Total Fat	4g
Total Carbohydrate	105g
Protein	52g

Snack 1

Nutrition Facts	
Serving Size:	As Prepared
Amount Per Serving	
Calories	367
Total Fat	21g
Total Carbohydrate	16g
Protein	28g

Lunch

Nutrition Facts	
Serving Size:	As Prepared
Amount Per Serving	
Calories	352
Total Fat	11g
Total Carbohydrate	42g
Protein	23g

Snack 2

Nutrition Facts	
Serving Size:	As Prepared
Amount Per Serving	
Calories	569
Total Fat	20g
Total Carbohydrate	55g
Protein	44g

Dinner

Nutrition Facts	
Serving Size:	As Prepared
Amount Per Serving	
Calories	667
Total Fat	32g
Total Carbohydrate	35g
Protein	61g

Sunday

The happiness of your life depends upon the quality of your thoughts.

- Marcus Aurelius

Step Qty UOM Ingredient

Directions

Smoothie	1	1 1/2	Cup	Milk, Skim
	1	1 1/2	Ea	Banana
	1	3/4	Cup	Mango, Frozen
	1	3/4	Cup	Strawberries, Frozen
	1	1 1/2	Ea	Protein Powder, (25g)

Strawberry Mango Smoothie	
1	Combine ingredients in blender and blend until smooth.

Snack 1	1	3	Oz	Turkey, Sliced Lunchmeat
	1	3/4	Ea	Avocado
	2	2	Oz	Cheese, Cheddar, Low Fat

Turkey Roll-Ups and Cheese		Two Separate Snacks, Do Not Mix
1	Slice avocado and wrap Turkey around slices.	
2	Slice up and eat.	

Lunch	1	5	Ea	Bacon, Turkey (slice)
	2	1 1/4	Tsp	Oil, Olive
	2	1 1/2	Tbsp	Vinegar, Red Wine
	2	2	Ea	Bread, Whole Wheat (slice)
	3	1 1/2	Cup	Lettuce, Romaine, Shredded
	3	1/2	Ea	Tomato, Medium
3	2	Tbsp	Scallions (Green Onions)	

BLT Bread Salad	
1	Cook bacon in a nonstick skillet over medium heat until crisp. Remove from pan. Transfer bacon to a paper towel-lined plate. Slice bacon into 1/2 inch pieces.
2	Prepare the vinaigrette by mixing oil and vinegar in a bowl. Set aside. Meanwhile, toast bread, then cut into 1/2 inch square pieces.
3	In a bowl, mix lettuce, tomato wedges, sliced onion. Drizzle with the vinaigrette. Add bread slices. Toss well to coat. Sprinkle with bacon.

Snack 2	1	6	Oz	Turkey, Ground
	2	1/2	Cup	Quinoa (dry)

Turkey and Quinoa		Two Separate Snacks, Do Not Mix
1	Pan fry ground turkey with your favorite seasoning.	
2	Make per package directions.	

Dinner	1	3 1/4	Tsp	Oil, Olive
	1	10	Oz	Chicken, Breast
	1	2	Pinch	Salt / Pepper
	2	1	Tbsp	Vinegar, Red Wine
	2	1	Tbsp	Mustard, Dijon
	2	1 1/2	Tbsp	Oil, Olive
	2	1 1/2	Tsp	Basil, Ground
	2	2	Pinch	Salt / Pepper
	2	1 1/2	Cup	Lettuce, Romaine, Shredded
	2	3/8	Ea	Onion, Medium

Chicken Paillard Salad	
1	Season chicken with salt and pepper. Place oil in a pan over medium-high heat. Add chicken and cook for 3 minutes per side.
2	In a bowl, whisk together, vinegar, mustard, olive oil, and basil. Season vinaigrette with salt and pepper. Add the lettuce and sliced onion. Toss to combine.
3	Transfer the chicken to a plate. Top with the salad and serve.

Daily Total

Nutrition Facts

Serving Size: As Prepared

Amount Per Serving

Calories 2611

Total Fat 95g

Total Carbohydrate 226g

Protein 213g

Smoothie

Nutrition Facts

Serving Size: As Prepared

Amount Per Serving

Calories 660

Total Fat 4g

Total Carbohydrate 105g

Protein 52g

Snack 1

Nutrition Facts

Serving Size: As Prepared

Amount Per Serving

Calories 367

Total Fat 21g

Total Carbohydrate 16g

Protein 28g

Lunch

Nutrition Facts

Serving Size: As Prepared

Amount Per Serving

Calories 352

Total Fat 11g

Total Carbohydrate 42g

Protein 23g

Snack 2

Nutrition Facts

Serving Size: As Prepared

Amount Per Serving

Calories 569

Total Fat 20g

Total Carbohydrate 55g

Protein 44g

Dinner

Nutrition Facts

Serving Size: As Prepared

Amount Per Serving

Calories 663

Total Fat 40g

Total Carbohydrate 9g

Protein 66g

EARN MONEY BY REFERRING US!



If you refer us we will pay you! It's that simple. Just tell your friends, coworkers or gym sidekick about our great tasting meal plan community....

The best part of this is, you can refer as many people as you want!

You will get \$24 for each new member you refer that signs up for a yearly membership and \$12 for each new member that signs up for a monthly membership!

Just have them put down your username in the "how did you hear about us" section of the sign-up form when they join!

After 30 days, you get paid. It is that simple.



www.ExplosifiedFitness.Com