



It's never too late to be who you might have been.  
- George Eliot



### Ave. Grams of Protein / Day



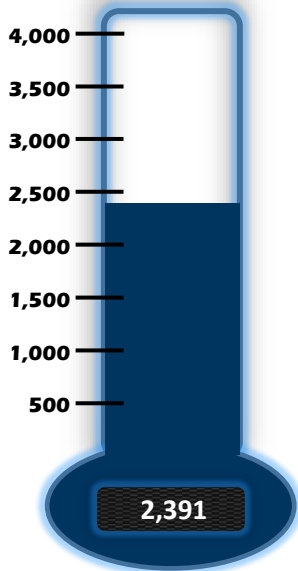
### Ave. Grams of Carbs / Day



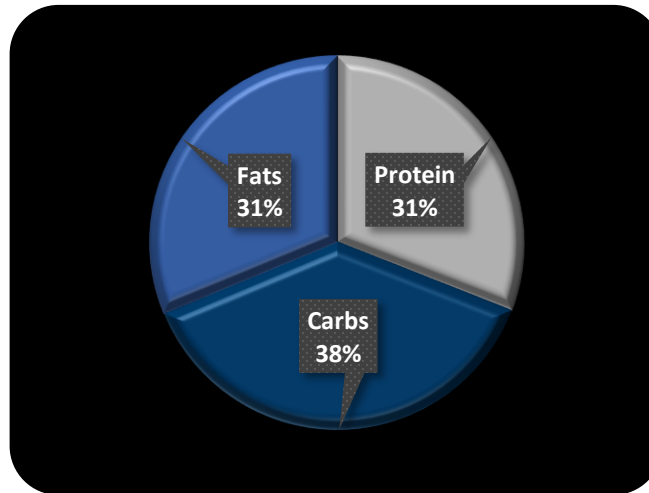
### Ave. Grams of Fat / Day



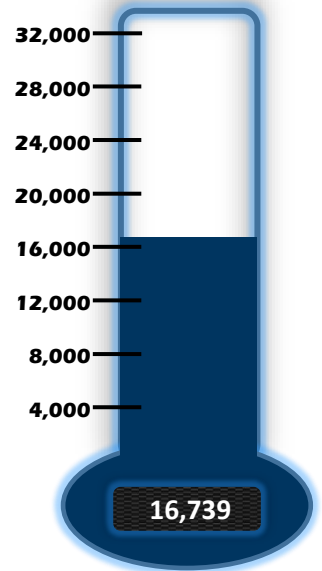
### Ave. Calories / Day



### Actual Macronutrients For The Week



### Actual Week Calories



## Meal Summary

#### Dinners

Monday	Beef & Black Bean Chili
Tuesday	BBQ Pork Burger
Wednesday	Chicken and Rice Bake
Thursday	Beer-Braised Pork Chops
Friday	Pea & Feta Frittata
Saturday	Mexican Beef Casserole
Sunday	Chicken Paillard Salad

#### Smoothie

Strawberry Mango Smoothie

#### Snack 1

Turkey Roll-Ups and Cheese

#### Lunch

BLT Bread Salad

#### Snack 2

Turkey and Quinoa

Consuming raw or undercooked meats, poultry, seafood, shellfish, or eggs may increase your risk of food-borne illness. It is the user's responsibility to ensure that all food and meat is cooked



# Monday

Many people die at 25 and aren't buried until they are 75.

- Benjamin Franklin

**Step Qty UOM**

**Ingredient**

**Directions**

Smoothie

1	1 1/2	Cup	Milk, Skim
1	1 1/2	Ea	Banana
1	3/4	Cup	Mango, Frozen
1	3/4	Cup	Strawberries, Frozen
1	1 1/2	Ea	Protein Powder, (25g)

### Strawberry Mango Smoothie

- Combine ingredients in blender and blend until smooth.

Snack 1

1	3	Oz	Turkey, Sliced Lunchmeat
1	3/4	Ea	Avocado
2	1	Oz	Cheese, Cheddar, Low Fat

### Turkey Roll-Ups and Cheese

Two Separate Snacks, Do Not Mix

- Slice avocado and wrap Turkey around slices.
- Slice up and eat.

Lunch

1	4 1/2	Ea	Bacon, Turkey (slice)
2	1	Tsp	Oil, Olive
2	1 1/2	Tbsp	Vinegar, Red Wine
2	1	Ea	Bread, Whole Wheat (slice)
3	1 1/2	Cup	Lettuce, Romaine, Shredded
3	1/4	Ea	Tomato, Medium
3	2	Tbsp	Scallions (Green Onions)

### BLT Bread Salad

- Cook bacon in a nonstick skillet over medium heat until crisp. Remove from pan. Transfer bacon to a paper towel-lined plate. Slice bacon into 1/2 inch pieces.
- Prepare the vinaigrette by mixing oil and vinegar in a bowl. Set aside. Meanwhile, toast bread, then cut into 1/2 inch square pieces.
- In a bowl, mix lettuce, tomato wedges, sliced onion. Drizzle with the vinaigrette. Add bread slices. Toss well to coat. Sprinkle with bacon.

Snack 2

1	6	Oz	Turkey, Ground
2	1/4	Cup	Quinoa (dry)

### Turkey and Quinoa

Two Separate Snacks, Do Not Mix

- Pan fry ground turkey with your favorite seasoning.
- Make per package directions.

Dinner

1	3	Tsp	Oil, Olive
1	3/4	Ea	Onion, Medium
1	1	Ea	Garlic, Chopped Clove
1	8	Oz	Beef, Ground (90/10)
2	6	Oz	Tomatoes, Diced (canned)
2	6	Oz	Beans, Black
2	1	Oz	Peppers, Chipotle in Adobo
2	1/2	Tsp	Cumin, Ground
2	1	Pinch	Salt / Pepper
3	1/4	Cup	Rice, Brown (dry)

### Beef & Black Bean Chili

- Heat oil in a saucepan over medium-high heat. Add chopped onion and garlic. Cook for 2 minutes, stirring occasionally. Add beef and cook for 2 minutes.
- Add tomatoes, black beans, chiles, cumin, salt, and pepper. Bring to a boil and simmer for 10 minutes.
- Cook rice according to package directions. Serve along with or on top of the chili.

## Daily Total

### Nutrition Facts

Serving Size: As Prepared

Amount Per Serving

**Calories** 2638

**Total Fat** 89g

**Total Carbohydrate** 261g

**Protein** 198g

## Smoothie

### Nutrition Facts

Serving Size: As Prepared

Amount Per Serving

**Calories** 660

**Total Fat** 4g

**Total Carbohydrate** 105g

**Protein** 52g

## Snack 1

### Nutrition Facts

Serving Size: As Prepared

Amount Per Serving

**Calories** 320

**Total Fat** 19g

**Total Carbohydrate** 15g

**Protein** 21g

## Lunch

### Nutrition Facts

Serving Size: As Prepared

Amount Per Serving

**Calories** 234

**Total Fat** 8g

**Total Carbohydrate** 22g

**Protein** 18g

## Snack 2

### Nutrition Facts

Serving Size: As Prepared

Amount Per Serving

**Calories** 413

**Total Fat** 17g

**Total Carbohydrate** 27g

**Protein** 38g

## Dinner

### Nutrition Facts

Serving Size: As Prepared

Amount Per Serving

**Calories** 1012

**Total Fat** 41g

**Total Carbohydrate** 92g

**Protein** 69g

# Tuesday

Extraordinary things are always hiding in places people never think to look.

- Unknown

## Step Qty UOM Ingredient

## Directions

Smoothie

1	1 1/2	Cup	Milk, Skim
1	1 1/2	Ea	Banana
1	3/4	Cup	Mango, Frozen
1	3/4	Cup	Strawberries, Frozen
1	1 1/2	Ea	Protein Powder, (25g)

### Strawberry Mango Smoothie

- 1 Combine ingredients in blender and blend until smooth.

Snack 1

1	3	Oz	Turkey, Sliced Lunchmeat
1	3/4	Ea	Avocado
2	1	Oz	Cheese, Cheddar, Low Fat

### Turkey Roll-Ups and Cheese

Two Separate Snacks, Do Not Mix

- 1 Slice avocado and wrap Turkey around slices.
- 2 Slice up and eat.

Lunch

1	4 1/2	Ea	Bacon, Turkey (slice)
2	1	Tsp	Oil, Olive
2	1 1/2	Tbsp	Vinegar, Red Wine
2	1	Ea	Bread, Whole Wheat (slice)
3	1 1/2	Cup	Lettuce, Romaine, Shredded
3	1/4	Ea	Tomato, Medium
3	2	Tbsp	Scallions (Green Onions)

### BLT Bread Salad

- 1 Cook bacon in a nonstick skillet over medium heat until crisp. Remove from pan. Transfer bacon to a paper towel-lined plate. Slice bacon into 1/2 inch pieces.
- 2 Prepare the vinaigrette by mixing oil and vinegar in a bowl. Set aside. Meanwhile, toast bread, then cut into 1/2 inch square pieces.
- 3 In a bowl, mix lettuce, tomato wedges, sliced onion. Drizzle with the vinaigrette. Add bread slices. Toss well to coat. Sprinkle with bacon.

Snack 2

1	6	Oz	Turkey, Ground
2	1/4	Cup	Quinoa (dry)

### Turkey and Quinoa

Two Separate Snacks, Do Not Mix

- 1 Pan fry ground turkey with your favorite seasoning.
- 2 Make per package directions.

Dinner

1	6	Oz	Pork, Ground
1	1 1/2	Tbsp	Sauce, Barbecue
1	1	Tsp	Mustard, Dijon
1	1	Pinch	Salt / Pepper
2	1	Oz	Cheese, Mont. Jack, Low Fat
2	1 1/2	Ea	Hamburger Buns, Whole Wheat
3	1	Ea	Lettuce, Romaine (Leaf)
4	1 1/2	Ea	Potatoes, Sweet (medium)
4	1/2	Tbsp	Oil, Olive
5	1/4	Tsp	Salt

### BBQ Pork Burger

- 1 In a bowl, mix pork, barbecue sauce, mustard, salt, and pepper. Form a patty out of the pork. Cook on medium-high for 5 minutes per side until cooked through.
- 2 Place cheese on top during last minute to melt. Slice hamburger bun in half. Place burger on the bottom half of the bun.
- 3 Top with lettuce and the top half of bun. If recipe calls for more than 1 bun, split meat up to make the other half or whole burger.
- 4 Peel potatoes and slice thinly. Place potatoes in a bowl and drizzle with oil. Toss to coat. Spread potatoes evenly over a baking sheet and place in oven.
- 5 Preheat oven to 400 °F. Bake for 22-25 minutes, flipping once halfway through, until centers are soft and edges are crispy. Sprinkle with salt.

## Daily Total

### Nutrition Facts

Serving Size: As Prepared

Amount Per Serving

Calories 2621

Total Fat 99g

Total Carbohydrate 254g

Protein 177g

## Smoothie

### Nutrition Facts

Serving Size: As Prepared

Amount Per Serving

Calories 660

Total Fat 4g

Total Carbohydrate 105g

Protein 52g

## Snack 1

### Nutrition Facts

Serving Size: As Prepared

Amount Per Serving

Calories 320

Total Fat 19g

Total Carbohydrate 15g

Protein 21g

## Lunch

### Nutrition Facts

Serving Size: As Prepared

Amount Per Serving

Calories 234

Total Fat 8g

Total Carbohydrate 22g

Protein 18g

## Snack 2

### Nutrition Facts

Serving Size: As Prepared

Amount Per Serving

Calories 413

Total Fat 17g

Total Carbohydrate 27g

Protein 38g

## Dinner

### Nutrition Facts

Serving Size: As Prepared

Amount Per Serving

Calories 995

Total Fat 51g

Total Carbohydrate 85g

Protein 48g

# Wednesday



Definition of insanity is doing the same thing over and over and expecting different results.

- Unknown



## Step Qty UOM Ingredient

## Directions

Smoothie	1	1 1/2	Cup	Milk, Skim
	1	1 1/2	Ea	Banana
	1	3/4	Cup	Mango, Frozen
	1	3/4	Cup	Strawberries, Frozen
	1	1 1/2	Ea	Protein Powder, (25g)

Strawberry Mango Smoothie	
1	Combine ingredients in blender and blend until smooth.

Snack 1	1	3	Oz	Turkey, Sliced Lunchmeat
	1	3/4	Ea	Avocado
	2	1	Oz	Cheese, Cheddar, Low Fat

Turkey Roll-Ups and Cheese		Two Separate Snacks, Do Not Mix
1	Slice avocado and wrap Turkey around slices.	
2	Slice up and eat.	

Lunch	1	4 1/2	Ea	Bacon, Turkey (slice)
	2	1	Tsp	Oil, Olive
	2	1 1/2	Tbsp	Vinegar, Red Wine
	2	1	Ea	Bread, Whole Wheat (slice)
	3	1 1/2	Cup	Lettuce, Romaine, Shredded
	3	1/4	Ea	Tomato, Medium
3	2	Tbsp	Scallions (Green Onions)	

BLT Bread Salad	
1	Cook bacon in a nonstick skillet over medium heat until crisp. Remove from pan. Transfer bacon to a paper towel-lined plate. Slice bacon into 1/2 inch pieces.
2	Prepare the vinaigrette by mixing oil and vinegar in a bowl. Set aside. Meanwhile, toast bread, then cut into 1/2 inch square pieces.
3	In a bowl, mix lettuce, tomato wedges, sliced onion. Drizzle with the vinaigrette. Add bread slices. Toss well to coat. Sprinkle with bacon.

Snack 2	1	6	Oz	Turkey, Ground
	2	1/4	Cup	Quinoa (dry)

Turkey and Quinoa		Two Separate Snacks, Do Not Mix
1	Pan fry ground turkey with your favorite seasoning.	
2	Make per package directions.	

Dinner	1	3/8	Ea	Onion, Medium
	1	1/4	Ea	Bell Pepper, Red
	1	1/2	Ea	Garlic, Chopped Clove
	1	3/4	Tsp	Oil, Olive
	2	4	Oz	Beans, Black
	2	4	Oz	Tomatoes, Diced (canned)
	2	4 1/2	Tbsp	Tomato Sauce
	2	1/4	Cup	Corn, Kernels (frozen)
	2	1/4	Cup	Rice, Brown (dry)
	2	1	Pinch	Chili Powder
	2	1	Pinch	Salt
	2	1	Pinch	Red Pepper (Cayenne) Flakes
	3	9	Oz	Chicken, Thigh (skinless)
	3	1	Pinch	Paprika

Chicken and Rice Bake	
1	In a saucepan, cook chopped onion, sliced bell pepper, and garlic in hot oil until tender.
2	Stir in black beans, undrained tomatoes, tomato sauce, corn, rice, chili powder, red pepper and salt. Bring to boil.
3	Transfer rice mixture to a baking dish. Sprinkle chicken with paprika and arrange on top of rice mixture.
4	Bake in a 375° F oven for 45-50 minutes or until chicken is no longer pink and rice is tender.

Daily Total	
Nutrition Facts	
Serving Size:	As Prepared
Amount Per Serving	
Calories	2461
Total Fat	74g
Total Carbohydrate	255g
Protein	193g

Smoothie	
Nutrition Facts	
Serving Size:	As Prepared
Amount Per Serving	
Calories	660
Total Fat	4g
Total Carbohydrate	105g
Protein	52g

Snack 1	
Nutrition Facts	
Serving Size:	As Prepared
Amount Per Serving	
Calories	320
Total Fat	19g
Total Carbohydrate	15g
Protein	21g

Lunch	
Nutrition Facts	
Serving Size:	As Prepared
Amount Per Serving	
Calories	234
Total Fat	8g
Total Carbohydrate	22g
Protein	18g

Snack 2	
Nutrition Facts	
Serving Size:	As Prepared
Amount Per Serving	
Calories	413
Total Fat	17g
Total Carbohydrate	27g
Protein	38g

Dinner	
Nutrition Facts	
Serving Size:	As Prepared
Amount Per Serving	
Calories	834
Total Fat	26g
Total Carbohydrate	85g
Protein	64g

# Thursday

Motivation is what gets you started. Habit is what keeps you going.

- Jim Rohn

## Step Qty UOM Ingredient

## Directions

Smoothie	1	1 1/2	Cup	Milk, Skim
	1	1 1/2	Ea	Banana
	1	3/4	Cup	Mango, Frozen
	1	3/4	Cup	Strawberries, Frozen
	1	1 1/2	Ea	Protein Powder, (25g)

Strawberry Mango Smoothie	
1	Combine ingredients in blender and blend until smooth.

Snack 1	1	3	Oz	Turkey, Sliced Lunchmeat
	1	3/4	Ea	Avocado
	2	1	Oz	Cheese, Cheddar, Low Fat

Turkey Roll-Ups and Cheese		Two Separate Snacks, Do Not Mix
1	Slice avocado and wrap Turkey around slices.	
2	Slice up and eat.	

Lunch	1	4 1/2	Ea	Bacon, Turkey (slice)
	2	1	Tsp	Oil, Olive
	2	1 1/2	Tbsp	Vinegar, Red Wine
	2	1	Ea	Bread, Whole Wheat (slice)
	3	1 1/2	Cup	Lettuce, Romaine, Shredded
	3	1/4	Ea	Tomato, Medium
3	2	Tbsp	Scallions (Green Onions)	

BLT Bread Salad	
1	Cook bacon in a nonstick skillet over medium heat until crisp. Remove from pan. Transfer bacon to a paper towel-lined plate. Slice bacon into 1/2 inch pieces.
2	Prepare the vinaigrette by mixing oil and vinegar in a bowl. Set aside. Meanwhile, toast bread, then cut into 1/2 inch square pieces.
3	In a bowl, mix lettuce, tomato wedges, sliced onion. Drizzle with the vinaigrette. Add bread slices. Toss well to coat. Sprinkle with bacon.

Snack 2	1	6	Oz	Turkey, Ground
	2	1/4	Cup	Quinoa (dry)

Turkey and Quinoa		Two Separate Snacks, Do Not Mix
1	Pan fry ground turkey with your favorite seasoning.	
2	Make per package directions.	

Dinner	1	3/4	Tsp	Oil, Olive
	1	12	Oz	Pork, Bone-In Loin
	1	1	Pinch	Salt / Pepper
	2	3/4	Ea	Pear, Medium
	2	4	Oz	Beer (No Drinking! Ha)
	2	1/4	Tsp	Sage
5	1/4	Cup	Rice, Brown (dry)	

Beer-Braised Pork Chops	
1	Season pork with salt and pepper. Heat oil in a skillet over medium-high heat. Cook pork chop for 4 minutes per side. Transfer to a plate.
2	Slice pear into wedges. Add them to the same skillet and cook for 6 minutes. Transfer them to the plate with the pork chop. Add beer and sage to the pan.
3	Scrape up caramelized bits from the bottom of the pan using a spoon. Return the pork chop and pears into the pan.
4	Bring to a simmer. Reduce heat to low. Cook for 5-7 minutes. Remove pork chop and pears from pan. Cook until sauce is reduce in half. Pour sauce over pork chop.
5	Cook rice according to package directions. Serve along with pork chop.

### Daily Total

#### Nutrition Facts

Serving Size:	As Prepared
Amount Per Serving	
<b>Calories</b>	2378
<b>Total Fat</b>	77g
<b>Total Carbohydrate</b>	231g
<b>Protein</b>	191g

### Smoothie

#### Nutrition Facts

Serving Size:	As Prepared
Amount Per Serving	
<b>Calories</b>	660
<b>Total Fat</b>	4g
<b>Total Carbohydrate</b>	105g
<b>Protein</b>	52g

### Snack 1

#### Nutrition Facts

Serving Size:	As Prepared
Amount Per Serving	
<b>Calories</b>	320
<b>Total Fat</b>	19g
<b>Total Carbohydrate</b>	15g
<b>Protein</b>	21g

### Lunch

#### Nutrition Facts

Serving Size:	As Prepared
Amount Per Serving	
<b>Calories</b>	234
<b>Total Fat</b>	8g
<b>Total Carbohydrate</b>	22g
<b>Protein</b>	18g

### Snack 2

#### Nutrition Facts

Serving Size:	As Prepared
Amount Per Serving	
<b>Calories</b>	413
<b>Total Fat</b>	17g
<b>Total Carbohydrate</b>	27g
<b>Protein</b>	38g

### Dinner

#### Nutrition Facts

Serving Size:	As Prepared
Amount Per Serving	
<b>Calories</b>	752
<b>Total Fat</b>	29g
<b>Total Carbohydrate</b>	61g
<b>Protein</b>	62g



# Friday

The man on top of the mountain didn't fall there.

- Vince Lombardi

## Step Qty UOM Ingredient

## Directions

Smoothie

1	1 1/2	Cup	Milk, Skim
1	1 1/2	Ea	Banana
1	3/4	Cup	Mango, Frozen
1	3/4	Cup	Strawberries, Frozen
1	1 1/2	Ea	Protein Powder, (25g)

### Strawberry Mango Smoothie

- 1 Combine ingredients in blender and blend until smooth.

Snack 1

1	3	Oz	Turkey, Sliced Lunchmeat
1	3/4	Ea	Avocado
2	1	Oz	Cheese, Cheddar, Low Fat

### Turkey Roll-Ups and Cheese

Two Separate Snacks, Do Not Mix

- 1 Slice avocado and wrap Turkey around slices.
- 2 Slice up and eat.

Lunch

1	4 1/2	Ea	Bacon, Turkey (slice)
2	1	Tsp	Oil, Olive
2	1 1/2	Tbsp	Vinegar, Red Wine
2	1	Ea	Bread, Whole Wheat (slice)
3	1 1/2	Cup	Lettuce, Romaine, Shredded
3	1/4	Ea	Tomato, Medium
3	2	Tbsp	Scallions (Green Onions)

### BLT Bread Salad

- 1 Cook bacon in a nonstick skillet over medium heat until crisp. Remove from pan. Transfer bacon to a paper towel-lined plate. Slice bacon into 1/2 inch pieces.
- 2 Prepare the vinaigrette by mixing oil and vinegar in a bowl. Set aside. Meanwhile, toast bread, then cut into 1/2 inch square pieces.
- 3 In a bowl, mix lettuce, tomato wedges, sliced onion. Drizzle with the vinaigrette. Add bread slices. Toss well to coat. Sprinkle with bacon.

Snack 2

1	6	Oz	Turkey, Ground
2	1/4	Cup	Quinoa (dry)

### Turkey and Quinoa

Two Separate Snacks, Do Not Mix

- 1 Pan fry ground turkey with your favorite seasoning.
- 2 Make per package directions.

Dinner

1	1/2	Tbsp	Oil, Olive
1	4 1/2	Tbsp	Peas, Frozen
2	4	Ea	Egg, Regular
2	1	Pinch	Salt / Pepper
2	1	Oz	Cheese, Low Fat Feta
2	3/4	Ea	Bell Pepper, Red
3	1	Ea	Bread, Whole Wheat (slice)

### Pea & Feta Frittata

- 1 Heat oil in an ovenproof pan over medium-high heat. Add peas then cook for 2 minutes.
- 2 Crack the eggs in a bowl and whisk. Add in salt, pepper, crumbled Feta, and chopped bell pepper. Add the egg mixture into the pan and cook for 5 minutes.
- 3 Transfer the pan to the broiler and broil for 5 minutes or until top is golden brown. Serve with toasted bread.

### Daily Total

#### Nutrition Facts

Serving Size: As Prepared

Amount Per Serving

Calories 2193

Total Fat 81g

Total Carbohydrate 201g

Protein 165g

### Smoothie

#### Nutrition Facts

Serving Size: As Prepared

Amount Per Serving

Calories 660

Total Fat 4g

Total Carbohydrate 105g

Protein 52g

### Snack 1

#### Nutrition Facts

Serving Size: As Prepared

Amount Per Serving

Calories 320

Total Fat 19g

Total Carbohydrate 15g

Protein 21g

### Lunch

#### Nutrition Facts

Serving Size: As Prepared

Amount Per Serving

Calories 234

Total Fat 8g

Total Carbohydrate 22g

Protein 18g

### Snack 2

#### Nutrition Facts

Serving Size: As Prepared

Amount Per Serving

Calories 413

Total Fat 17g

Total Carbohydrate 27g

Protein 38g

### Dinner

#### Nutrition Facts

Serving Size: As Prepared

Amount Per Serving

Calories 567

Total Fat 33g

Total Carbohydrate 31g

Protein 36g

# Saturday

To succeed in life, you need three things: A backbone, a wishbone and a funny bone.

- Reba McEntire

## Step Qty UOM Ingredient

## Directions

Smoothie	1	1 1/2	Cup	Milk, Skim
	1	1 1/2	Ea	Banana
	1	3/4	Cup	Mango, Frozen
	1	3/4	Cup	Strawberries, Frozen
	1	1 1/2	Ea	Protein Powder, (25g)

Strawberry Mango Smoothie	
1	Combine ingredients in blender and blend until smooth.

Snack 1	1	3	Oz	Turkey, Sliced Lunchmeat
	1	3/4	Ea	Avocado
	2	1	Oz	Cheese, Cheddar, Low Fat

Turkey Roll-Ups and Cheese		Two Separate Snacks, Do Not Mix
1	Slice avocado and wrap Turkey around slices.	
2	Slice up and eat.	

Lunch	1	4 1/2	Ea	Bacon, Turkey (slice)
	2	1	Tsp	Oil, Olive
	2	1 1/2	Tbsp	Vinegar, Red Wine
	2	1	Ea	Bread, Whole Wheat (slice)
	3	1 1/2	Cup	Lettuce, Romaine, Shredded
	3	1/4	Ea	Tomato, Medium
3	2	Tbsp	Scallions (Green Onions)	

BLT Bread Salad	
1	Cook bacon in a nonstick skillet over medium heat until crisp. Remove from pan. Transfer bacon to a paper towel-lined plate. Slice bacon into 1/2 inch pieces.
2	Prepare the vinaigrette by mixing oil and vinegar in a bowl. Set aside. Meanwhile, toast bread, then cut into 1/2 inch square pieces.
3	In a bowl, mix lettuce, tomato wedges, sliced onion. Drizzle with the vinaigrette. Add bread slices. Toss well to coat. Sprinkle with bacon.

Snack 2	1	6	Oz	Turkey, Ground
	2	1/4	Cup	Quinoa (dry)

Turkey and Quinoa		Two Separate Snacks, Do Not Mix
1	Pan fry ground turkey with your favorite seasoning.	
2	Make per package directions.	

Dinner	1	6	Oz	Beef, Ground (90/10)
	2	6	Oz	Beans, Pinto
	2	3	Oz	Tomato Sauce
	2	1 1/2	Tbsp	Salsa
	2	1/4	Tsp	Chili Powder
	3	1	Oz	Cheese, Mont. Jack, Low Fat

Mexican Beef Casserole	
1	Cook beef in a nonstick pan over medium heat for 8-10 minutes, stirring occasionally.
2	Mix beef, beans, tomato sauce, salsa, and chili powder in an ungreased casserole dish.
3	Cover and bake for 40 minutes in an oven preheated to 375 °F. Sprinkle with shredded cheese. Bake uncovered for 5 more minutes or until cheese melts.

Daily Total	
Nutrition Facts	
Serving Size:	As Prepared
Amount Per Serving	
Calories	2203
Total Fat	73g
Total Carbohydrate	204g
Protein	181g

Smoothie	
Nutrition Facts	
Serving Size:	As Prepared
Amount Per Serving	
Calories	660
Total Fat	4g
Total Carbohydrate	105g
Protein	52g

Snack 1	
Nutrition Facts	
Serving Size:	As Prepared
Amount Per Serving	
Calories	320
Total Fat	19g
Total Carbohydrate	15g
Protein	21g

Lunch	
Nutrition Facts	
Serving Size:	As Prepared
Amount Per Serving	
Calories	234
Total Fat	8g
Total Carbohydrate	22g
Protein	18g

Snack 2	
Nutrition Facts	
Serving Size:	As Prepared
Amount Per Serving	
Calories	413
Total Fat	17g
Total Carbohydrate	27g
Protein	38g

Dinner	
Nutrition Facts	
Serving Size:	As Prepared
Amount Per Serving	
Calories	577
Total Fat	25g
Total Carbohydrate	35g
Protein	53g



# Sunday

The happiness of your life depends upon the quality of your thoughts.

- Marcus Aurelius

## Step Qty UOM Ingredient

## Directions

Smoothie	1	1 1/2	Cup	Milk, Skim
	1	1 1/2	Ea	Banana
	1	3/4	Cup	Mango, Frozen
	1	3/4	Cup	Strawberries, Frozen
	1	1 1/2	Ea	Protein Powder, (25g)

Strawberry Mango Smoothie	
1	Combine ingredients in blender and blend until smooth.

Snack 1	1	3	Oz	Turkey, Sliced Lunchmeat
	1	3/4	Ea	Avocado
	2	1	Oz	Cheese, Cheddar, Low Fat

Turkey Roll-Ups and Cheese		Two Separate Snacks, Do Not Mix
1	Slice avocado and wrap Turkey around slices.	
2	Slice up and eat.	

Lunch	1	4 1/2	Ea	Bacon, Turkey (slice)
	2	1	Tsp	Oil, Olive
	2	1 1/2	Tbsp	Vinegar, Red Wine
	2	1	Ea	Bread, Whole Wheat (slice)
	3	1 1/2	Cup	Lettuce, Romaine, Shredded
	3	1/4	Ea	Tomato, Medium
3	2	Tbsp	Scallions (Green Onions)	

BLT Bread Salad	
1	Cook bacon in a nonstick skillet over medium heat until crisp. Remove from pan. Transfer bacon to a paper towel-lined plate. Slice bacon into 1/2 inch pieces.
2	Prepare the vinaigrette by mixing oil and vinegar in a bowl. Set aside. Meanwhile, toast bread, then cut into 1/2 inch square pieces.
3	In a bowl, mix lettuce, tomato wedges, sliced onion. Drizzle with the vinaigrette. Add bread slices. Toss well to coat. Sprinkle with bacon.

Snack 2	1	6	Oz	Turkey, Ground
	2	1/4	Cup	Quinoa (dry)

Turkey and Quinoa		Two Separate Snacks, Do Not Mix
1	Pan fry ground turkey with your favorite seasoning.	
2	Make per package directions.	

Dinner	1	3	Tsp	Oil, Olive
	1	9	Oz	Chicken, Breast
	1	1	Pinch	Salt / Pepper
	2	1/2	Tbsp	Vinegar, Red Wine
	2	1/2	Tbsp	Mustard, Dijon
	2	1 1/2	Tbsp	Oil, Olive
	2	1 1/2	Tsp	Basil, Ground
	2	1	Pinch	Salt / Pepper
	2	1 1/2	Cup	Lettuce, Romaine, Shredded
	2	3/8	Ea	Onion, Medium

Chicken Paillard Salad	
1	Season chicken with salt and pepper. Place oil in a pan over medium-high heat. Add chicken and cook for 3 minutes per side.
2	In a bowl, whisk together, vinegar, mustard, olive oil, and basil. Season vinaigrette with salt and pepper. Add the lettuce and sliced onion. Toss to combine.
3	Transfer the chicken to a plate. Top with the salad and serve.

Daily Total	
Nutrition Facts	
Serving Size:	As Prepared
Amount Per Serving	
Calories	2244
Total Fat	87g
Total Carbohydrate	177g
Protein	189g

Smoothie	
Nutrition Facts	
Serving Size:	As Prepared
Amount Per Serving	
Calories	660
Total Fat	4g
Total Carbohydrate	105g
Protein	52g

Snack 1	
Nutrition Facts	
Serving Size:	As Prepared
Amount Per Serving	
Calories	320
Total Fat	19g
Total Carbohydrate	15g
Protein	21g

Lunch	
Nutrition Facts	
Serving Size:	As Prepared
Amount Per Serving	
Calories	234
Total Fat	8g
Total Carbohydrate	22g
Protein	18g

Snack 2	
Nutrition Facts	
Serving Size:	As Prepared
Amount Per Serving	
Calories	413
Total Fat	17g
Total Carbohydrate	27g
Protein	38g

Dinner	
Nutrition Facts	
Serving Size:	As Prepared
Amount Per Serving	
Calories	617
Total Fat	39g
Total Carbohydrate	8g
Protein	60g

# EARN MONEY BY REFERRING US!



If you refer us we will pay you! It's that simple. Just tell your friends, coworkers or gym sidekick about our great tasting meal plan community....

The best part of this is, you can refer as many people as you want!

**You will get \$24 for each new member you refer that signs up for a yearly membership and \$12 for each new member that signs up for a monthly membership!**

Just have them put down your username in the "how did you hear about us" section of the sign-up form when they join!

After 30 days, you get paid. It is that simple.



**[www.ExplosifiedFitness.Com](http://www.ExplosifiedFitness.Com)**