



It's never too late to be who you might have been.
- George Eliot



Ave. Grams of Protein / Day



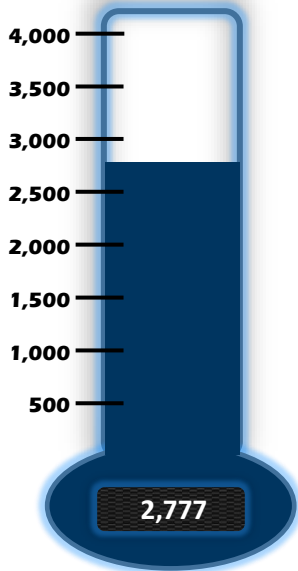
Ave. Grams of Carbs / Day



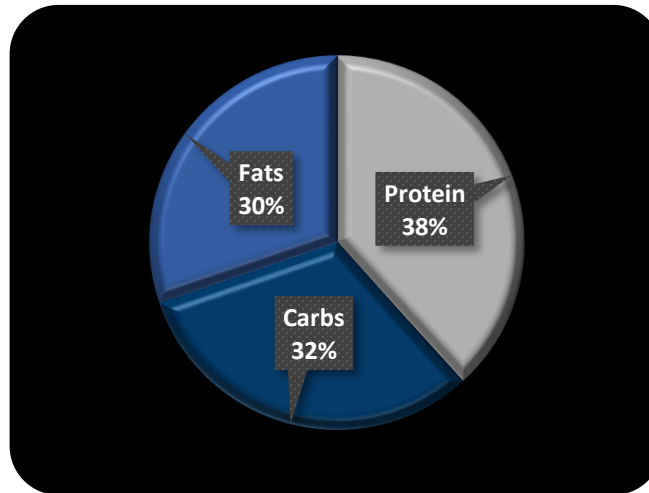
Ave. Grams of Fat / Day



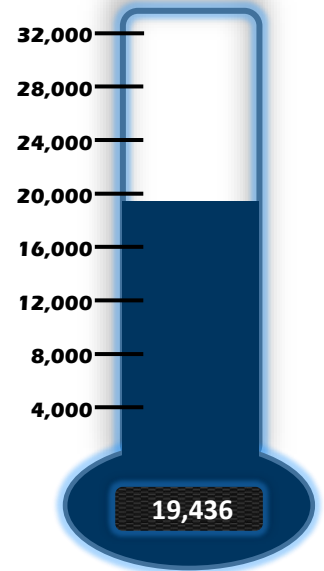
Ave. Calories / Day



Actual Macronutrients For The Week



Actual Week Calories



Meal Summary

Dinners

Monday	Beef & Black Bean Chili
Tuesday	BBQ Pork Burger
Wednesday	Chicken and Rice Bake
Thursday	Beer-Braised Pork Chops
Friday	Pea & Feta Frittata
Saturday	Mexican Beef Casserole
Sunday	Chicken Paillard Salad

Smoothie

Strawberry Mango Smoothie

Snack 1

Turkey and Whole Wheat English Muffin

Lunch

BLT Bread Salad

Snack 2

Diced Chicken Breast and Pepper Mixture

Consuming raw or undercooked meats, poultry, seafood, shellfish, or eggs may increase your risk of food-borne illness. It is the user's responsibility to ensure that all food and meat is cooked.

Monday

Many people die at 25 and aren't buried until they are 75.

- Benjamin Franklin

Step Qty UOM

Ingredient

Directions

Smoothie	1	1 3/4	Cup	Milk, Skim
	1	1	Cup	Mango, Frozen
	1	1	Cup	Strawberries, Frozen
	1	1 3/4	Ea	Protein Powder, (25g)

Strawberry Mango Smoothie	
1	Combine ingredients in blender and blend until smooth.

Snack 1	1	7	Oz	Turkey, Ground
	2	1	Ea	English Muffin, Whole Wheat

Turkey and Whole Wheat English Muffin		Two Separate Snacks, Do Not Mix	
1	Pan fry ground turkey with your favorite seasoning.		
2	Toast muffin if desired.		

Lunch	1	7 1/2	Ea	Bacon, Turkey (slice)
	2	1 1/4	Tsp	Oil, Olive
	2	2	Tbsp	Vinegar, Red Wine
	2	2	Ea	Bread, Whole Wheat (slice)
	3	1 3/4	Cup	Lettuce, Romaine, Shredded
	3	1/2	Ea	Tomato, Medium
3	2 1/2	Tbsp	Scallions (Green Onions)	

BLT Bread Salad	
1	Cook bacon in a nonstick skillet over medium heat until crisp. Remove from pan. Transfer bacon to a paper towel-lined plate. Slice bacon into 1/2 inch pieces.
2	Prepare the vinaigrette by mixing oil and vinegar in a bowl. Set aside. Meanwhile, toast bread, then cut into 1/2 inch square pieces.
3	In a bowl, mix lettuce, tomato wedges, sliced onion. Drizzle with the vinaigrette. Add bread slices. Toss well to coat. Sprinkle with bacon.

Snack 2	1	7	Oz	Chicken, Breast
	2	1/2	Ea	Bell Pepper, Green
	2	1/2	Ea	Bell Pepper, Red

Diced Chicken Breast and Pepper Mixture		Two Separate Snacks, Do Not Mix	
1	Pan fry boneless skinless chicken breast with your favorite seasoning.		
2	Chop peppers into slices, then eat.		

Dinner	1	3 1/2	Tsp	Oil, Olive
	1	7/8	Ea	Onion, Medium
	1	1 1/4	Ea	Garlic, Chopped Clove
	1	12	Oz	Beef, Ground (90/10)
	2	7	Oz	Tomatoes, Diced (canned)
	2	7	Oz	Beans, Black
	2	2	Oz	Peppers, Chipotle in Adobo
	2	1/2	Tsp	Cumin, Ground
	2	2	Pinch	Salt / Pepper
	3	9	Oz	Beans, Green
	3	2	Pinch	Salt / Pepper

Beef & Black Bean Chili	
1	Heat oil in a saucepan over medium-high heat. Add chopped onion and garlic. Cook for 2 minutes, stirring occasionally. Add beef and cook for 2 minutes.
2	Add tomatoes, black beans, chiles, cumin, salt, and pepper. Bring to a boil and simmer for 10 minutes.
3	Add green beans to boiling water and cook for 5-10 minutes. Strain the water and season the beans with salt and pepper.

Daily Total

Nutrition Facts

Serving Size: As Prepared

Amount Per Serving

Calories 2878

Total Fat 92g

Total Carbohydrate 238g

Protein 274g

Smoothie

Nutrition Facts

Serving Size: As Prepared

Amount Per Serving

Calories 589

Total Fat 4g

Total Carbohydrate 81g

Protein 58g

Snack 1

Nutrition Facts

Serving Size: As Prepared

Amount Per Serving

Calories 421

Total Fat 18g

Total Carbohydrate 23g

Protein 42g

Lunch

Nutrition Facts

Serving Size: As Prepared

Amount Per Serving

Calories 397

Total Fat 12g

Total Carbohydrate 42g

Protein 30g

Snack 2

Nutrition Facts

Serving Size: As Prepared

Amount Per Serving

Calories 237

Total Fat 3g

Total Carbohydrate 6g

Protein 47g

Dinner

Nutrition Facts

Serving Size: As Prepared

Amount Per Serving

Calories 1234

Total Fat 56g

Total Carbohydrate 86g

Protein 97g

Tuesday

Extraordinary things are always hiding in places people never think to look.

- Unknown

Step Qty UOM Ingredient

Directions

Smoothie

1	1 3/4	Cup	Milk, Skim
1	1	Cup	Mango, Frozen
1	1	Cup	Strawberries, Frozen
1	1 3/4	Ea	Protein Powder, (25g)

Strawberry Mango Smoothie

- Combine ingredients in blender and blend until smooth.

Snack 1

1	7	Oz	Turkey, Ground
2	1	Ea	English Muffin, Whole Wheat

Turkey and Whole Wheat English Muffin

Two Separate Snacks, Do Not Mix

- Pan fry ground turkey with your favorite seasoning.
- Toast muffin if desired.

Lunch

1	7 1/2	Ea	Bacon, Turkey (slice)
2	1 1/4	Tsp	Oil, Olive
2	2	Tbsp	Vinegar, Red Wine
2	2	Ea	Bread, Whole Wheat (slice)
3	1 3/4	Cup	Lettuce, Romaine, Shredded
3	1/2	Ea	Tomato, Medium
3	2 1/2	Tbsp	Scallions (Green Onions)

BLT Bread Salad

- Cook bacon in a nonstick skillet over medium heat until crisp. Remove from pan. Transfer bacon to a paper towel-lined plate. Slice bacon into 1/2 inch pieces.
- Prepare the vinaigrette by mixing oil and vinegar in a bowl. Set aside. Meanwhile, toast bread, then cut into 1/2 inch square pieces.
- In a bowl, mix lettuce, tomato wedges, sliced onion. Drizzle with the vinaigrette. Add bread slices. Toss well to coat. Sprinkle with bacon.

Snack 2

1	7	Oz	Chicken, Breast
2	1/2	Ea	Bell Pepper, Green
2	1/2	Ea	Bell Pepper, Red

Diced Chicken Breast and Pepper Mixture

Two Separate Snacks, Do Not Mix

- Pan fry boneless skinless chicken breast with your favorite seasoning.
- Chop peppers into slices, then eat.

Dinner

1	11	Oz	Pork, Ground
1	2	Tbsp	Sauce, Barbecue
1	1 1/4	Tsp	Mustard, Dijon
1	2	Pinch	Salt / Pepper
2	2	Oz	Cheese, Mont. Jack, Low Fat
2	2	Ea	Hamburger Buns, Whole Wheat
3	2	Ea	Lettuce, Romaine (Leaf)
4	3 1/2	Tsp	Oil, Olive
5	1 3/4	Cup	Spinach
5	2	Pinch	Salt / Pepper

BBQ Pork Burger

- In a bowl, mix pork, barbecue sauce, mustard, salt, and pepper. Form a patty out of the pork. Cook on medium-high for 5 minutes per side until cooked through.
- Place cheese on top during last minute to melt. Slice hamburger bun in half. Place burger on the bottom half of the bun.
- Top with lettuce and the top half of bun. If recipe calls for more than 1 bun, split meat up to make the other half or whole burger.
- Heat up the olive oil in a medium pan until hot.
- Add in the spinach and cover for 3-5 minutes. Add a pinch of salt and pepper and enjoy.

Daily Total

Nutrition Facts

Serving Size: As Prepared

Amount Per Serving

Calories 3120

Total Fat 133g

Total Carbohydrate 221g

Protein 259g

Smoothie

Nutrition Facts

Serving Size: As Prepared

Amount Per Serving

Calories 589

Total Fat 4g

Total Carbohydrate 81g

Protein 58g

Snack 1

Nutrition Facts

Serving Size: As Prepared

Amount Per Serving

Calories 421

Total Fat 18g

Total Carbohydrate 23g

Protein 42g

Lunch

Nutrition Facts

Serving Size: As Prepared

Amount Per Serving

Calories 397

Total Fat 12g

Total Carbohydrate 42g

Protein 30g

Snack 2

Nutrition Facts

Serving Size: As Prepared

Amount Per Serving

Calories 237

Total Fat 3g

Total Carbohydrate 6g

Protein 47g

Dinner

Nutrition Facts

Serving Size: As Prepared

Amount Per Serving

Calories 1477

Total Fat 97g

Total Carbohydrate 69g

Protein 82g

Wednesday



Definition of insanity is doing the same thing over and over and expecting different results.

- Unknown



	Step	Qty	UOM	Ingredient	Directions
Smoothie	1	1 3/4	Cup	Milk, Skim	Strawberry Mango Smoothie 1 Combine ingredients in blender and blend until smooth.
	1	1	Cup	Mango, Frozen	
	1	1	Cup	Strawberries, Frozen	
	1	1 3/4	Ea	Protein Powder, (25g)	
Snack 1	1	7	Oz	Turkey, Ground	Turkey and Whole Wheat English Muffin Two Separate Snacks, Do Not Mix 1 Pan fry ground turkey with your favorite seasoning. 2 Toast muffin if desired.
	2	1	Ea	English Muffin, Whole Wheat	
Lunch	1	7 1/2	Ea	Bacon, Turkey (slice)	BLT Bread Salad 1 Cook bacon in a nonstick skillet over medium heat until crisp. Remove from pan. Transfer bacon to a paper towel-lined plate. Slice bacon into 1/2 inch pieces. 2 Prepare the vinaigrette by mixing oil and vinegar in a bowl. Set aside. Meanwhile, toast bread, then cut into 1/2 inch square pieces. 3 In a bowl, mix lettuce, tomato wedges, sliced onion. Drizzle with the vinaigrette. Add bread slices. Toss well to coat. Sprinkle with bacon.
	2	1 1/4	Tsp	Oil, Olive	
	2	2	Tbsp	Vinegar, Red Wine	
	2	2	Ea	Bread, Whole Wheat (slice)	
	3	1 3/4	Cup	Lettuce, Romaine, Shredded	
	3	1/2	Ea	Tomato, Medium	
3	2 1/2	Tbsp	Scallions (Green Onions)		
Snack 2	1	7	Oz	Chicken, Breast	Diced Chicken Breast and Pepper Mixture Two Separate Snacks, Do Not Mix 1 Pan fry boneless skinless chicken breast with your favorite seasoning. 2 Chop peppers into slices, then eat.
	2	1/2	Ea	Bell Pepper, Green	
	2	1/2	Ea	Bell Pepper, Red	
Dinner	1	1/2	Ea	Onion, Medium	Chicken and Rice Bake 1 In a saucepan, cook chopped onion, sliced bell pepper, and garlic in hot oil until tender. 2 Stir in black beans, undrained tomatoes, tomato sauce, corn, rice, chili powder, red pepper and salt. Bring to boil. 3 Transfer rice mixture to a baking dish. Sprinkle chicken with paprika and arrange on top of rice mixture. 4 Bake in a 375° F oven for 45-50 minutes or until chicken is no longer pink and rice is tender.
	1	1/2	Ea	Bell Pepper, Red	
	1	1/2	Ea	Garlic, Chopped Clove	
	1	1	Tsp	Oil, Olive	
	2	6	Oz	Beans, Black	
	2	6	Oz	Tomatoes, Diced (canned)	
	2	5 1/2	Tbsp	Tomato Sauce	
	2	1/2	Cup	Corn, Kernels (frozen)	
	2	1/2	Cup	Rice, Brown (dry)	
	2	2	Pinch	Chili Powder	
	2	2	Pinch	Salt	
	2	2	Pinch	Red Pepper (Cayenne) Flakes	
	3	13	Oz	Chicken, Thigh (skinless)	
3	2	Pinch	Paprika		

Daily Total	
Nutrition Facts	
Serving Size:	As Prepared
Amount Per Serving	
Calories	2971
Total Fat	75g
Total Carbohydrate	301g
Protein	273g

Smoothie	
Nutrition Facts	
Serving Size:	As Prepared
Amount Per Serving	
Calories	589
Total Fat	4g
Total Carbohydrate	81g
Protein	58g

Snack 1	
Nutrition Facts	
Serving Size:	As Prepared
Amount Per Serving	
Calories	421
Total Fat	18g
Total Carbohydrate	23g
Protein	42g

Lunch	
Nutrition Facts	
Serving Size:	As Prepared
Amount Per Serving	
Calories	397
Total Fat	12g
Total Carbohydrate	42g
Protein	30g

Snack 2	
Nutrition Facts	
Serving Size:	As Prepared
Amount Per Serving	
Calories	237
Total Fat	3g
Total Carbohydrate	6g
Protein	47g

Dinner	
Nutrition Facts	
Serving Size:	As Prepared
Amount Per Serving	
Calories	1328
Total Fat	39g
Total Carbohydrate	149g
Protein	95g

Thursday

Motivation is what gets you started. Habit is what keeps you going.

- Jim Rohn

Step Qty UOM Ingredient

Directions

Smoothie	1	1 3/4	Cup	Milk, Skim
	1	1	Cup	Mango, Frozen
	1	1	Cup	Strawberries, Frozen
	1	1 3/4	Ea	Protein Powder, (25g)

Strawberry Mango Smoothie	
1	Combine ingredients in blender and blend until smooth.

Snack 1	1	7	Oz	Turkey, Ground
	2	1	Ea	English Muffin, Whole Wheat

Turkey and Whole Wheat English Muffin		Two Separate Snacks, Do Not Mix
1	Pan fry ground turkey with your favorite seasoning.	
2	Toast muffin if desired.	

Lunch	1	7 1/2	Ea	Bacon, Turkey (slice)
	2	1 1/4	Tsp	Oil, Olive
	2	2	Tbsp	Vinegar, Red Wine
	2	2	Ea	Bread, Whole Wheat (slice)
	3	1 3/4	Cup	Lettuce, Romaine, Shredded
	3	1/2	Ea	Tomato, Medium
3	2 1/2	Tbsp	Scallions (Green Onions)	

BLT Bread Salad	
1	Cook bacon in a nonstick skillet over medium heat until crisp. Remove from pan. Transfer bacon to a paper towel-lined plate. Slice bacon into 1/2 inch pieces.
2	Prepare the vinaigrette by mixing oil and vinegar in a bowl. Set aside. Meanwhile, toast bread, then cut into 1/2 inch square pieces.
3	In a bowl, mix lettuce, tomato wedges, sliced onion. Drizzle with the vinaigrette. Add bread slices. Toss well to coat. Sprinkle with bacon.

Snack 2	1	7	Oz	Chicken, Breast
	2	1/2	Ea	Bell Pepper, Green
	2	1/2	Ea	Bell Pepper, Red

Diced Chicken Breast and Pepper Mixture		Two Separate Snacks, Do Not Mix
1	Pan fry boneless skinless chicken breast with your favorite seasoning.	
2	Chop peppers into slices, then eat.	

Dinner	1	1	Tsp	Oil, Olive
	1	14	Oz	Pork, Bone-In Loin
	1	2	Pinch	Salt / Pepper
	2	1	Ea	Pear, Medium
	2	5	Oz	Beer (No Drinking! Ha)
	2	1/2	Tsp	Sage

Beer-Braised Pork Chops	
1	Season pork with salt and pepper. Heat oil in a skillet over medium-high heat. Cook pork chop for 4 minutes per side. Transfer to a plate.
2	Slice pear into wedges. Add them to the same skillet and cook for 6 minutes. Transfer them to the plate with the pork chop. Add beer and sage to the pan.
3	Scrape up caramelized bits from the bottom of the pan using a spoon. Return the pork chop and pears into the pan.
4	Bring to a simmer. Reduce heat to low. Cook for 5-7 minutes. Remove pork chop and pears from pan. Cook until sauce is reduce in half. Pour sauce over pork chop.
5	Add green beans to boiling water and cook for 5-10 minutes. Strain the water and season the beans with salt and pepper.

Daily Total

Nutrition Facts

Serving Size: As Prepared

Amount Per Serving

Calories 2448

Total Fat 70g

Total Carbohydrate 205g

Protein 250g

Smoothie

Nutrition Facts

Serving Size: As Prepared

Amount Per Serving

Calories 589

Total Fat 4g

Total Carbohydrate 81g

Protein 58g

Snack 1

Nutrition Facts

Serving Size: As Prepared

Amount Per Serving

Calories 421

Total Fat 18g

Total Carbohydrate 23g

Protein 42g

Lunch

Nutrition Facts

Serving Size: As Prepared

Amount Per Serving

Calories 397

Total Fat 12g

Total Carbohydrate 42g

Protein 30g

Snack 2

Nutrition Facts

Serving Size: As Prepared

Amount Per Serving

Calories 237

Total Fat 3g

Total Carbohydrate 6g

Protein 47g

Dinner

Nutrition Facts

Serving Size: As Prepared

Amount Per Serving

Calories 804

Total Fat 34g

Total Carbohydrate 53g

Protein 72g

Friday

The man on top of the mountain didn't fall there.

- Vince Lombardi

Step Qty UOM Ingredient

Directions

Smoothie	1	1 3/4	Cup	Milk, Skim
	1	1	Cup	Mango, Frozen
	1	1	Cup	Strawberries, Frozen
	1	1 3/4	Ea	Protein Powder, (25g)

Strawberry Mango Smoothie	
1	Combine ingredients in blender and blend until smooth.

Snack 1	1	7	Oz	Turkey, Ground
	2	1	Ea	English Muffin, Whole Wheat

Turkey and Whole Wheat English Muffin		Two Separate Snacks, Do Not Mix	
1	Pan fry ground turkey with your favorite seasoning.		
2	Toast muffin if desired.		

Lunch	1	7 1/2	Ea	Bacon, Turkey (slice)
	2	1 1/4	Tsp	Oil, Olive
	2	2	Tbsp	Vinegar, Red Wine
	2	2	Ea	Bread, Whole Wheat (slice)
	3	1 3/4	Cup	Lettuce, Romaine, Shredded
	3	1/2	Ea	Tomato, Medium
3	2 1/2	Tbsp	Scallions (Green Onions)	

BLT Bread Salad	
1	Cook bacon in a nonstick skillet over medium heat until crisp. Remove from pan. Transfer bacon to a paper towel-lined plate. Slice bacon into 1/2 inch pieces.
2	Prepare the vinaigrette by mixing oil and vinegar in a bowl. Set aside. Meanwhile, toast bread, then cut into 1/2 inch square pieces.
3	In a bowl, mix lettuce, tomato wedges, sliced onion. Drizzle with the vinaigrette. Add bread slices. Toss well to coat. Sprinkle with bacon.

Snack 2	1	7	Oz	Chicken, Breast
	2	1/2	Ea	Bell Pepper, Green
	2	1/2	Ea	Bell Pepper, Red

Diced Chicken Breast and Pepper Mixture		Two Separate Snacks, Do Not Mix	
1	Pan fry boneless skinless chicken breast with your favorite seasoning.		
2	Chop peppers into slices, then eat.		

Dinner	1	1	Tbsp	Oil, Olive
	1	5 1/2	Tbsp	Peas, Frozen
	2	9	Ea	Egg, Regular
	2	2	Pinch	Salt / Pepper
	2	2	Oz	Cheese, Low Fat Feta
	2	1	Ea	Bell Pepper, Red
	3	2	Ea	Bread, Whole Wheat (slice)

Pea & Feta Frittata	
1	Heat oil in an ovenproof pan over medium-high heat. Add peas then cook for 2 minutes.
2	Crack the eggs in a bowl and whisk. Add in salt, pepper, crumbled Feta, and chopped bell pepper. Add the egg mixture into the pan and cook for 5 minutes.
3	Transfer the pan to the broiler and broil for 5 minutes or until top is golden brown. Serve with toasted bread.

Daily Total

Nutrition Facts

Serving Size: As Prepared

Amount Per Serving

Calories 2810

Total Fat 107g

Total Carbohydrate 207g

Protein 254g

Smoothie

Nutrition Facts

Serving Size: As Prepared

Amount Per Serving

Calories 589

Total Fat 4g

Total Carbohydrate 81g

Protein 58g

Snack 1

Nutrition Facts

Serving Size: As Prepared

Amount Per Serving

Calories 421

Total Fat 18g

Total Carbohydrate 23g

Protein 42g

Lunch

Nutrition Facts

Serving Size: As Prepared

Amount Per Serving

Calories 397

Total Fat 12g

Total Carbohydrate 42g

Protein 30g

Snack 2

Nutrition Facts

Serving Size: As Prepared

Amount Per Serving

Calories 237

Total Fat 3g

Total Carbohydrate 6g

Protein 47g

Dinner

Nutrition Facts

Serving Size: As Prepared

Amount Per Serving

Calories 1166

Total Fat 71g

Total Carbohydrate 55g

Protein 77g

Saturday

To succeed in life, you need three things: A backbone, a wishbone and a funny bone.

- Reba McEntire

Step Qty UOM Ingredient

Directions

Smoothie	1	1 3/4	Cup	Milk, Skim
	1	1	Cup	Mango, Frozen
	1	1	Cup	Strawberries, Frozen
	1	1 3/4	Ea	Protein Powder, (25g)

Strawberry Mango Smoothie	
1	Combine ingredients in blender and blend until smooth.

Snack 1	1	7	Oz	Turkey, Ground
	2	1	Ea	English Muffin, Whole Wheat

Turkey and Whole Wheat English Muffin		Two Separate Snacks, Do Not Mix
1	Pan fry ground turkey with your favorite seasoning.	
2	Toast muffin if desired.	

Lunch	1	7 1/2	Ea	Bacon, Turkey (slice)
	2	1 1/4	Tsp	Oil, Olive
	2	2	Tbsp	Vinegar, Red Wine
	2	2	Ea	Bread, Whole Wheat (slice)
	3	1 3/4	Cup	Lettuce, Romaine, Shredded
	3	1/2	Ea	Tomato, Medium
3	2 1/2	Tbsp	Scallions (Green Onions)	

BLT Bread Salad	
1	Cook bacon in a nonstick skillet over medium heat until crisp. Remove from pan. Transfer bacon to a paper towel-lined plate. Slice bacon into 1/2 inch pieces.
2	Prepare the vinaigrette by mixing oil and vinegar in a bowl. Set aside. Meanwhile, toast bread, then cut into 1/2 inch square pieces.
3	In a bowl, mix lettuce, tomato wedges, sliced onion. Drizzle with the vinaigrette. Add bread slices. Toss well to coat. Sprinkle with bacon.

Snack 2	1	7	Oz	Chicken, Breast
	2	1/2	Ea	Bell Pepper, Green
	2	1/2	Ea	Bell Pepper, Red

Diced Chicken Breast and Pepper Mixture		Two Separate Snacks, Do Not Mix
1	Pan fry boneless skinless chicken breast with your favorite seasoning.	
2	Chop peppers into slices, then eat.	

Dinner	1	13	Oz	Beef, Ground (90/10)
	2	7	Oz	Beans, Pinto
	2	4	Oz	Tomato Sauce
	2	2	Tbsp	Salsa
	2	1/2	Tsp	Chili Powder
	3	2	Oz	Cheese, Mont. Jack, Low Fat

Mexican Beef Casserole	
1	Cook beef in a nonstick pan over medium heat for 8-10 minutes, stirring occasionally.
2	Mix beef, beans, tomato sauce, salsa, and chili powder in an ungreased casserole dish.
3	Cover and bake for 40 minutes in an oven preheated to 375 °F. Sprinkle with shredded cheese. Bake uncovered for 5 more minutes or until cheese melts.

Daily Total

Nutrition Facts

Serving Size: As Prepared

Amount Per Serving

Calories 2703

Total Fat 89g

Total Carbohydrate 194g

Protein 281g

Smoothie

Nutrition Facts

Serving Size: As Prepared

Amount Per Serving

Calories 589

Total Fat 4g

Total Carbohydrate 81g

Protein 58g

Snack 1

Nutrition Facts

Serving Size: As Prepared

Amount Per Serving

Calories 421

Total Fat 18g

Total Carbohydrate 23g

Protein 42g

Lunch

Nutrition Facts

Serving Size: As Prepared

Amount Per Serving

Calories 397

Total Fat 12g

Total Carbohydrate 42g

Protein 30g

Snack 2

Nutrition Facts

Serving Size: As Prepared

Amount Per Serving

Calories 237

Total Fat 3g

Total Carbohydrate 6g

Protein 47g

Dinner

Nutrition Facts

Serving Size: As Prepared

Amount Per Serving

Calories 1060

Total Fat 53g

Total Carbohydrate 42g

Protein 104g

Sunday

The happiness of your life depends upon the quality of your thoughts.

- Marcus Aurelius

Step Qty UOM Ingredient

Directions

Smoothie	1	1 3/4	Cup	Milk, Skim
	1	1	Cup	Mango, Frozen
	1	1	Cup	Strawberries, Frozen
	1	1 3/4	Ea	Protein Powder, (25g)

Strawberry Mango Smoothie	
1	Combine ingredients in blender and blend until smooth.

Snack 1	1	7	Oz	Turkey, Ground
	2	1	Ea	English Muffin, Whole Wheat

Turkey and Whole Wheat English Muffin		Two Separate Snacks, Do Not Mix
1	Pan fry ground turkey with your favorite seasoning.	
2	Toast muffin if desired.	

Lunch	1	7 1/2	Ea	Bacon, Turkey (slice)
	2	1 1/4	Tsp	Oil, Olive
	2	2	Tbsp	Vinegar, Red Wine
	2	2	Ea	Bread, Whole Wheat (slice)
	3	1 3/4	Cup	Lettuce, Romaine, Shredded
	3	1/2	Ea	Tomato, Medium
3	2 1/2	Tbsp	Scallions (Green Onions)	

BLT Bread Salad	
1	Cook bacon in a nonstick skillet over medium heat until crisp. Remove from pan. Transfer bacon to a paper towel-lined plate. Slice bacon into 1/2 inch pieces.
2	Prepare the vinaigrette by mixing oil and vinegar in a bowl. Set aside. Meanwhile, toast bread, then cut into 1/2 inch square pieces.
3	In a bowl, mix lettuce, tomato wedges, sliced onion. Drizzle with the vinaigrette. Add bread slices. Toss well to coat. Sprinkle with bacon.

Snack 2	1	7	Oz	Chicken, Breast
	2	1/2	Ea	Bell Pepper, Green
	2	1/2	Ea	Bell Pepper, Red

Diced Chicken Breast and Pepper Mixture		Two Separate Snacks, Do Not Mix
1	Pan fry boneless skinless chicken breast with your favorite seasoning.	
2	Chop peppers into slices, then eat.	

Dinner	1	3 1/2	Tsp	Oil, Olive
	1	14	Oz	Chicken, Breast
	1	2	Pinch	Salt / Pepper
	2	1	Tbsp	Vinegar, Red Wine
	2	1	Tbsp	Mustard, Dijon
	2	2	Tbsp	Oil, Olive
	2	1 3/4	Tsp	Basil, Ground
	2	2	Pinch	Salt / Pepper
	2	1 3/4	Cup	Lettuce, Romaine, Shredded
	2	1/2	Ea	Onion, Medium

Chicken Paillard Salad	
1	Season chicken with salt and pepper. Place oil in a pan over medium-high heat. Add chicken and cook for 3 minutes per side.
2	In a bowl, whisk together, vinegar, mustard, olive oil, and basil. Season vinaigrette with salt and pepper. Add the lettuce and sliced onion. Toss to combine.
3	Transfer the chicken to a plate. Top with the salad and serve.

Daily Total	
Nutrition Facts	
Serving Size:	As Prepared
Amount Per Serving	
Calories	2506
Total Fat	86g
Total Carbohydrate	162g
Protein	270g

Smoothie	
Nutrition Facts	
Serving Size:	As Prepared
Amount Per Serving	
Calories	589
Total Fat	4g
Total Carbohydrate	81g
Protein	58g

Snack 1	
Nutrition Facts	
Serving Size:	As Prepared
Amount Per Serving	
Calories	421
Total Fat	18g
Total Carbohydrate	23g
Protein	42g

Lunch	
Nutrition Facts	
Serving Size:	As Prepared
Amount Per Serving	
Calories	397
Total Fat	12g
Total Carbohydrate	42g
Protein	30g

Snack 2	
Nutrition Facts	
Serving Size:	As Prepared
Amount Per Serving	
Calories	237
Total Fat	3g
Total Carbohydrate	6g
Protein	47g

Dinner	
Nutrition Facts	
Serving Size:	As Prepared
Amount Per Serving	
Calories	863
Total Fat	50g
Total Carbohydrate	11g
Protein	93g

EARN MONEY BY REFERRING US!



If you refer us we will pay you! It's that simple. Just tell your friends, coworkers or gym sidekick about our great tasting meal plan community....

The best part of this is, you can refer as many people as you want!

You will get \$24 for each new member you refer that signs up for a yearly membership and \$12 for each new member that signs up for a monthly membership!

Just have them put down your username in the "how did you hear about us" section of the sign-up form when they join!

After 30 days, you get paid. It is that simple.



www.ExplosifiedFitness.Com