




It's never too late to be who you might have been.
- George Eliot




Ave. Grams of Protein / Day



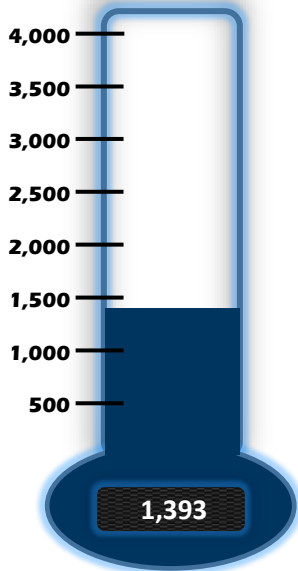
Ave. Grams of Carbs / Day



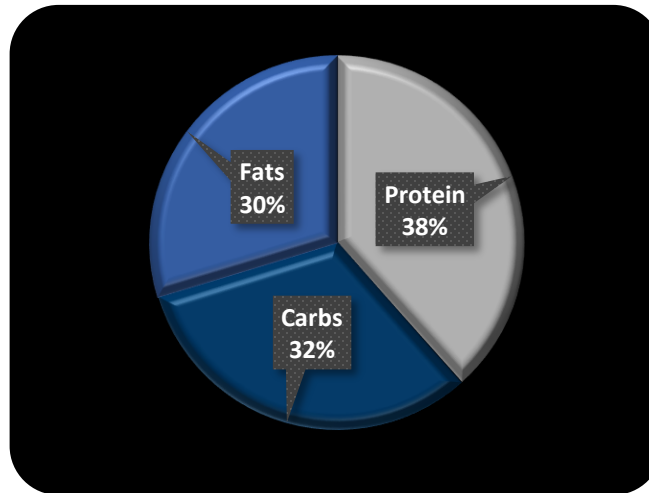
Ave. Grams of Fat / Day



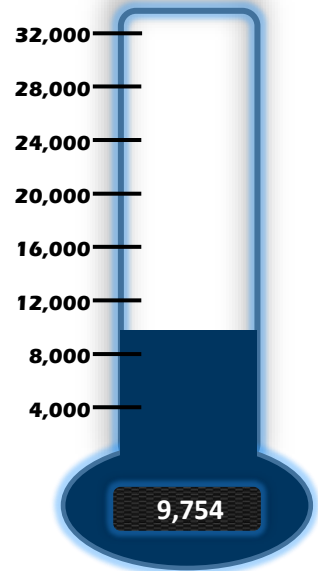
Ave. Calories / Day



Actual Macronutrients For The Week



Actual Week Calories



Meal Summary

Dinners

Monday	Beef & Black Bean Chili
Tuesday	BBQ Pork Burger
Wednesday	Chicken and Rice Bake
Thursday	Beer-Braised Pork Chops
Friday	Pea & Feta Frittata
Saturday	Mexican Beef Casserole
Sunday	Chicken Paillard Salad

Smoothie

Strawberry Mango Smoothie

Snack 1

Turkey and Whole Wheat English Muffin

Lunch

BLT Bread Salad

Snack 2

Diced Chicken Breast and Pepper Mixture

Consuming raw or undercooked meats, poultry, seafood, shellfish, or eggs may increase your risk of food-borne illness. It is the user's responsibility to ensure that all food and meat is cooked.

Monday

Many people die at 25 and aren't buried until they are 75.

- Benjamin Franklin

Step Qty UOM

Ingredient

Directions

Smoothie

1	1	Cup	Milk, Skim
1	1/2	Cup	Mango, Frozen
1	1/2	Cup	Strawberries, Frozen
1	1	Ea	Protein Powder, (25g)

Strawberry Mango Smoothie

- 1 Combine ingredients in blender and blend until smooth.

Snack 1

1	4	Oz	Turkey, Ground
2	1/2	Ea	English Muffin, Whole Wheat

Turkey and Whole Wheat English Muffin

Two Separate Snacks, Do Not Mix

- 1 Pan fry ground turkey with your favorite seasoning.
- 2 Toast muffin if desired.

Lunch

1	3 1/2	Ea	Bacon, Turkey (slice)
2	1/2	Tsp	Oil, Olive
2	1	Tbsp	Vinegar, Red Wine
2	1	Ea	Bread, Whole Wheat (slice)
3	3/4	Cup	Lettuce, Romaine, Shredded
3	1/4	Ea	Tomato, Medium
3	1	Tbsp	Scallions (Green Onions)

BLT Bread Salad

- 1 Cook bacon in a nonstick skillet over medium heat until crisp. Remove from pan. Transfer bacon to a paper towel-lined plate. Slice bacon into 1/2 inch pieces.
- 2 Prepare the vinaigrette by mixing oil and vinegar in a bowl. Set aside. Meanwhile, toast bread, then cut into 1/2 inch square pieces.
- 3 In a bowl, mix lettuce, tomato wedges, sliced onion. Drizzle with the vinaigrette. Add bread slices. Toss well to coat. Sprinkle with bacon.

Snack 2

1	3	Oz	Chicken, Breast
2	1/4	Ea	Bell Pepper, Green
2	1/4	Ea	Bell Pepper, Red

Diced Chicken Breast and Pepper Mixture

Two Separate Snacks, Do Not Mix

- 1 Pan fry boneless skinless chicken breast with your favorite seasoning.
- 2 Chop peppers into slices, then eat.

Dinner

1	1 3/4	Tsp	Oil, Olive
1	3/8	Ea	Onion, Medium
1	1/2	Ea	Garlic, Chopped Clove
1	6	Oz	Beef, Ground (90/10)
2	3	Oz	Tomatoes, Diced (canned)
2	3	Oz	Beans, Black
2	1	Oz	Peppers, Chipotle in Adobo
2	1/4	Tsp	Cumin, Ground
2	1	Pinch	Salt / Pepper
3	4	Oz	Beans, Green
3	1	Pinch	Salt / Pepper

Beef & Black Bean Chili

- 1 Heat oil in a saucepan over medium-high heat. Add chopped onion and garlic. Cook for 2 minutes, stirring occasionally. Add beef and cook for 2 minutes.
- 2 Add tomatoes, black beans, chiles, cumin, salt, and pepper. Bring to a boil and simmer for 10 minutes.
- 3 Add green beans to boiling water and cook for 5-10 minutes. Strain the water and season the beans with salt and pepper.

Daily Total

Nutrition Facts

Serving Size: As Prepared

Amount Per Serving

Calories	1432
Total Fat	46g
Total Carbohydrate	116g
Protein	138g

Smoothie

Nutrition Facts

Serving Size: As Prepared

Amount Per Serving

Calories	323
Total Fat	2g
Total Carbohydrate	43g
Protein	33g

Snack 1

Nutrition Facts

Serving Size: As Prepared

Amount Per Serving

Calories	232
Total Fat	10g
Total Carbohydrate	12g
Protein	24g

Lunch

Nutrition Facts

Serving Size: As Prepared

Amount Per Serving

Calories	187
Total Fat	5g
Total Carbohydrate	21g
Protein	14g

Snack 2

Nutrition Facts

Serving Size: As Prepared

Amount Per Serving

Calories	104
Total Fat	1g
Total Carbohydrate	3g
Protein	20g

Dinner

Nutrition Facts

Serving Size: As Prepared

Amount Per Serving

Calories	586
Total Fat	28g
Total Carbohydrate	38g
Protein	47g

Tuesday

Extraordinary things are always hiding in places people never think to look.

- Unknown

Step Qty UOM Ingredient

Directions

Smoothie	1	1	Cup	Milk, Skim
	1	1/2	Cup	Mango, Frozen
	1	1/2	Cup	Strawberries, Frozen
	1	1	Ea	Protein Powder, (25g)

Strawberry Mango Smoothie	
1	Combine ingredients in blender and blend until smooth.

Snack 1	1	4	Oz	Turkey, Ground
	2	1/2	Ea	English Muffin, Whole Wheat

Turkey and Whole Wheat English Muffin		Two Separate Snacks, Do Not Mix
1	Pan fry ground turkey with your favorite seasoning.	
2	Toast muffin if desired.	

Lunch	1	3 1/2	Ea	Bacon, Turkey (slice)
	2	1/2	Tsp	Oil, Olive
	2	1	Tbsp	Vinegar, Red Wine
	2	1	Ea	Bread, Whole Wheat (slice)
	3	3/4	Cup	Lettuce, Romaine, Shredded
	3	1/4	Ea	Tomato, Medium
3	1	Tbsp	Scallions (Green Onions)	

BLT Bread Salad	
1	Cook bacon in a nonstick skillet over medium heat until crisp. Remove from pan. Transfer bacon to a paper towel-lined plate. Slice bacon into 1/2 inch pieces.
2	Prepare the vinaigrette by mixing oil and vinegar in a bowl. Set aside. Meanwhile, toast bread, then cut into 1/2 inch square pieces.
3	In a bowl, mix lettuce, tomato wedges, sliced onion. Drizzle with the vinaigrette. Add bread slices. Toss well to coat. Sprinkle with bacon.

Snack 2	1	3	Oz	Chicken, Breast
	2	1/4	Ea	Bell Pepper, Green
	2	1/4	Ea	Bell Pepper, Red

Diced Chicken Breast and Pepper Mixture		Two Separate Snacks, Do Not Mix
1	Pan fry boneless skinless chicken breast with your favorite seasoning.	
2	Chop peppers into slices, then eat.	

Dinner	1	5	Oz	Pork, Ground
	1	1	Tbsp	Sauce, Barbecue
	1	3/4	Tsp	Mustard, Dijon
	1	1	Pinch	Salt / Pepper
	2	1	Oz	Cheese, Mont. Jack, Low Fat
	2	1	Ea	Hamburger Buns, Whole Wheat
	3	1	Ea	Lettuce, Romaine (Leaf)
	4	1 3/4	Tsp	Oil, Olive
	5	3/4	Cup	Spinach
5	1	Pinch	Salt / Pepper	

BBQ Pork Burger	
1	In a bowl, mix pork, barbecue sauce, mustard, salt, and pepper. Form a patty out of the pork. Cook on medium-high for 5 minutes per side until cooked through.
2	Place cheese on top during last minute to melt. Slice hamburger bun in half. Place burger on the bottom half of the bun.
3	Top with lettuce and the top half of bun. If recipe calls for more than 1 bun, split meat up to make the other half or whole burger.
4	Heat up the olive oil in a medium pan until hot.
5	Add in the spinach and cover for 3-5 minutes. Add a pinch of salt and pepper and enjoy.

Daily Total

Smoothie

Snack 1

Nutrition Facts

Nutrition Facts

Nutrition Facts

Serving Size:	As Prepared
Amount Per Serving	
Calories	1547
Total Fat	64g
Total Carbohydrate	113g
Protein	130g

Serving Size:	As Prepared
Amount Per Serving	
Calories	323
Total Fat	2g
Total Carbohydrate	43g
Protein	33g

Serving Size:	As Prepared
Amount Per Serving	
Calories	232
Total Fat	10g
Total Carbohydrate	12g
Protein	24g

Lunch

Snack 2

Dinner

Nutrition Facts

Nutrition Facts

Nutrition Facts

Serving Size:	As Prepared
Amount Per Serving	
Calories	187
Total Fat	5g
Total Carbohydrate	21g
Protein	14g

Serving Size:	As Prepared
Amount Per Serving	
Calories	104
Total Fat	1g
Total Carbohydrate	3g
Protein	20g

Serving Size:	As Prepared
Amount Per Serving	
Calories	701
Total Fat	46g
Total Carbohydrate	34g
Protein	38g

Wednesday



Definition of insanity is doing the same thing over and over and expecting different results.

- Unknown



Step Qty UOM Ingredient

Directions

Smoothie	1	1	Cup	Milk, Skim
	1	1/2	Cup	Mango, Frozen
	1	1/2	Cup	Strawberries, Frozen
	1	1	Ea	Protein Powder, (25g)

Strawberry Mango Smoothie	
1	Combine ingredients in blender and blend until smooth.

Snack 1	1	4	Oz	Turkey, Ground
	2	1/2	Ea	English Muffin, Whole Wheat

Turkey and Whole Wheat English Muffin		Two Separate Snacks, Do Not Mix	
1	Pan fry ground turkey with your favorite seasoning.		
2	Toast muffin if desired.		

Lunch	1	3 1/2	Ea	Bacon, Turkey (slice)
	2	1/2	Tsp	Oil, Olive
	2	1	Tbsp	Vinegar, Red Wine
	2	1	Ea	Bread, Whole Wheat (slice)
	3	3/4	Cup	Lettuce, Romaine, Shredded
	3	1/4	Ea	Tomato, Medium
3	1	Tbsp	Scallions (Green Onions)	

BLT Bread Salad	
1	Cook bacon in a nonstick skillet over medium heat until crisp. Remove from pan. Transfer bacon to a paper towel-lined plate. Slice bacon into 1/2 inch pieces.
2	Prepare the vinaigrette by mixing oil and vinegar in a bowl. Set aside. Meanwhile, toast bread, then cut into 1/2 inch square pieces.
3	In a bowl, mix lettuce, tomato wedges, sliced onion. Drizzle with the vinaigrette. Add bread slices. Toss well to coat. Sprinkle with bacon.

Snack 2	1	3	Oz	Chicken, Breast
	2	1/4	Ea	Bell Pepper, Green
	2	1/4	Ea	Bell Pepper, Red

Diced Chicken Breast and Pepper Mixture		Two Separate Snacks, Do Not Mix	
1	Pan fry boneless skinless chicken breast with your favorite seasoning.		
2	Chop peppers into slices, then eat.		

Dinner	1	1/4	Ea	Onion, Medium
	1	1/4	Ea	Bell Pepper, Red
	1	1/4	Ea	Garlic, Chopped Clove
	1	1/2	Tsp	Oil, Olive
	2	3	Oz	Beans, Black
	2	3	Oz	Tomatoes, Diced (canned)
	2	2 1/2	Tbsp	Tomato Sauce
	2	1/4	Cup	Corn, Kernels (frozen)
	2	1/4	Cup	Rice, Brown (dry)
	2	1	Pinch	Chili Powder
	2	1	Pinch	Salt
	2	1	Pinch	Red Pepper (Cayenne) Flakes
	3	6	Oz	Chicken, Thigh (skinless)
	3	1	Pinch	Paprika

Chicken and Rice Bake	
1	In a saucepan, cook chopped onion, sliced bell pepper, and garlic in hot oil until tender.
2	Stir in black beans, undrained tomatoes, tomato sauce, corn, rice, chili powder, red pepper and salt. Bring to boil.
3	Transfer rice mixture to a baking dish. Sprinkle chicken with paprika and arrange on top of rice mixture.
4	Bake in a 375° F oven for 45-50 minutes or until chicken is no longer pink and rice is tender.

Daily Total	
Nutrition Facts	
Serving Size:	As Prepared
Amount Per Serving	
Calories	1488
Total Fat	37g
Total Carbohydrate	152g
Protein	136g

Smoothie	
Nutrition Facts	
Serving Size:	As Prepared
Amount Per Serving	
Calories	323
Total Fat	2g
Total Carbohydrate	43g
Protein	33g

Snack 1	
Nutrition Facts	
Serving Size:	As Prepared
Amount Per Serving	
Calories	232
Total Fat	10g
Total Carbohydrate	12g
Protein	24g

Lunch	
Nutrition Facts	
Serving Size:	As Prepared
Amount Per Serving	
Calories	187
Total Fat	5g
Total Carbohydrate	21g
Protein	14g

Snack 2	
Nutrition Facts	
Serving Size:	As Prepared
Amount Per Serving	
Calories	104
Total Fat	1g
Total Carbohydrate	3g
Protein	20g

Dinner	
Nutrition Facts	
Serving Size:	As Prepared
Amount Per Serving	
Calories	642
Total Fat	18g
Total Carbohydrate	74g
Protein	45g

Thursday

Motivation is what gets you started. Habit is what keeps you going.

- Jim Rohn

Step Qty UOM Ingredient

Directions

Smoothie	1	1	Cup	Milk, Skim
	1	1/2	Cup	Mango, Frozen
	1	1/2	Cup	Strawberries, Frozen
	1	1	Ea	Protein Powder, (25g)

Strawberry Mango Smoothie	
1	Combine ingredients in blender and blend until smooth.

Snack 1	1	4	Oz	Turkey, Ground
	2	1/2	Ea	English Muffin, Whole Wheat

Turkey and Whole Wheat English Muffin		Two Separate Snacks, Do Not Mix
1	Pan fry ground turkey with your favorite seasoning.	
2	Toast muffin if desired.	

Lunch	1	3 1/2	Ea	Bacon, Turkey (slice)
	2	1/2	Tsp	Oil, Olive
	2	1	Tbsp	Vinegar, Red Wine
	2	1	Ea	Bread, Whole Wheat (slice)
	3	3/4	Cup	Lettuce, Romaine, Shredded
	3	1/4	Ea	Tomato, Medium
3	1	Tbsp	Scallions (Green Onions)	

BLT Bread Salad	
1	Cook bacon in a nonstick skillet over medium heat until crisp. Remove from pan. Transfer bacon to a paper towel-lined plate. Slice bacon into 1/2 inch pieces.
2	Prepare the vinaigrette by mixing oil and vinegar in a bowl. Set aside. Meanwhile, toast bread, then cut into 1/2 inch square pieces.
3	In a bowl, mix lettuce, tomato wedges, sliced onion. Drizzle with the vinaigrette. Add bread slices. Toss well to coat. Sprinkle with bacon.

Snack 2	1	3	Oz	Chicken, Breast
	2	1/4	Ea	Bell Pepper, Green
	2	1/4	Ea	Bell Pepper, Red

Diced Chicken Breast and Pepper Mixture		Two Separate Snacks, Do Not Mix
1	Pan fry boneless skinless chicken breast with your favorite seasoning.	
2	Chop peppers into slices, then eat.	

Dinner	1	1/2	Tsp	Oil, Olive
	1	7	Oz	Pork, Bone-In Loin
	1	1	Pinch	Salt / Pepper
	2	1/2	Ea	Pear, Medium
	2	3	Oz	Beer (No Drinking! Ha)
	2	1/4	Tsp	Sage

Beer-Braised Pork Chops	
1	Season pork with salt and pepper. Heat oil in a skillet over medium-high heat. Cook pork chop for 4 minutes per side. Transfer to a plate.
2	Slice pear into wedges. Add them to the same skillet and cook for 6 minutes. Transfer them to the plate with the pork chop. Add beer and sage to the pan.
3	Scrape up caramelized bits from the bottom of the pan using a spoon. Return the pork chop and pears into the pan.
4	Bring to a simmer. Reduce heat to low. Cook for 5-7 minutes. Remove pork chop and pears from pan. Cook until sauce is reduce in half. Pour sauce over pork chop.
5	Add green beans to boiling water and cook for 5-10 minutes. Strain the water and season the beans with salt and pepper.

Daily Total	
Nutrition Facts	
Serving Size:	As Prepared
Amount Per Serving	
Calories	1256
Total Fat	36g
Total Carbohydrate	106g
Protein	128g

Smoothie	
Nutrition Facts	
Serving Size:	As Prepared
Amount Per Serving	
Calories	323
Total Fat	2g
Total Carbohydrate	43g
Protein	33g

Snack 1	
Nutrition Facts	
Serving Size:	As Prepared
Amount Per Serving	
Calories	232
Total Fat	10g
Total Carbohydrate	12g
Protein	24g

Lunch	
Nutrition Facts	
Serving Size:	As Prepared
Amount Per Serving	
Calories	187
Total Fat	5g
Total Carbohydrate	21g
Protein	14g

Snack 2	
Nutrition Facts	
Serving Size:	As Prepared
Amount Per Serving	
Calories	104
Total Fat	1g
Total Carbohydrate	3g
Protein	20g

Dinner	
Nutrition Facts	
Serving Size:	As Prepared
Amount Per Serving	
Calories	410
Total Fat	17g
Total Carbohydrate	28g
Protein	36g

Friday

The man on top of the mountain didn't fall there.

- Vince Lombardi

Step Qty UOM Ingredient

Directions

Smoothie	1	1	Cup	Milk, Skim
	1	1/2	Cup	Mango, Frozen
	1	1/2	Cup	Strawberries, Frozen
	1	1	Ea	Protein Powder, (25g)

Strawberry Mango Smoothie	
1	Combine ingredients in blender and blend until smooth.

Snack 1	1	4	Oz	Turkey, Ground
	2	1/2	Ea	English Muffin, Whole Wheat

Turkey and Whole Wheat English Muffin		Two Separate Snacks, Do Not Mix	
1	Pan fry ground turkey with your favorite seasoning.		
2	Toast muffin if desired.		

Lunch	1	3 1/2	Ea	Bacon, Turkey (slice)
	2	1/2	Tsp	Oil, Olive
	2	1	Tbsp	Vinegar, Red Wine
	2	1	Ea	Bread, Whole Wheat (slice)
	3	3/4	Cup	Lettuce, Romaine, Shredded
	3	1/4	Ea	Tomato, Medium
3	1	Tbsp	Scallions (Green Onions)	

BLT Bread Salad	
1	Cook bacon in a nonstick skillet over medium heat until crisp. Remove from pan. Transfer bacon to a paper towel-lined plate. Slice bacon into 1/2 inch pieces.
2	Prepare the vinaigrette by mixing oil and vinegar in a bowl. Set aside. Meanwhile, toast bread, then cut into 1/2 inch square pieces.
3	In a bowl, mix lettuce, tomato wedges, sliced onion. Drizzle with the vinaigrette. Add bread slices. Toss well to coat. Sprinkle with bacon.

Snack 2	1	3	Oz	Chicken, Breast
	2	1/4	Ea	Bell Pepper, Green
	2	1/4	Ea	Bell Pepper, Red

Diced Chicken Breast and Pepper Mixture		Two Separate Snacks, Do Not Mix	
1	Pan fry boneless skinless chicken breast with your favorite seasoning.		
2	Chop peppers into slices, then eat.		

Dinner	1	1/2	Tbsp	Oil, Olive
	1	2 1/2	Tbsp	Peas, Frozen
	2	4	Ea	Egg, Regular
	2	1	Pinch	Salt / Pepper
	2	1	Oz	Cheese, Low Fat Feta
	2	1/2	Ea	Bell Pepper, Red
	3	1	Ea	Bread, Whole Wheat (slice)

Pea & Feta Frittata	
1	Heat oil in an ovenproof pan over medium-high heat. Add peas then cook for 2 minutes.
2	Crack the eggs in a bowl and whisk. Add in salt, pepper, crumbled Feta, and chopped bell pepper. Add the egg mixture into the pan and cook for 5 minutes.
3	Transfer the pan to the broiler and broil for 5 minutes or until top is golden brown. Serve with toasted bread.

Daily Total

Nutrition Facts

Serving Size: As Prepared

Amount Per Serving

Calories 1389

Total Fat 52g

Total Carbohydrate 105g

Protein 126g

Smoothie

Nutrition Facts

Serving Size: As Prepared

Amount Per Serving

Calories 323

Total Fat 2g

Total Carbohydrate 43g

Protein 33g

Snack 1

Nutrition Facts

Serving Size: As Prepared

Amount Per Serving

Calories 232

Total Fat 10g

Total Carbohydrate 12g

Protein 24g

Lunch

Nutrition Facts

Serving Size: As Prepared

Amount Per Serving

Calories 187

Total Fat 5g

Total Carbohydrate 21g

Protein 14g

Snack 2

Nutrition Facts

Serving Size: As Prepared

Amount Per Serving

Calories 104

Total Fat 1g

Total Carbohydrate 3g

Protein 20g

Dinner

Nutrition Facts

Serving Size: As Prepared

Amount Per Serving

Calories 544

Total Fat 33g

Total Carbohydrate 27g

Protein 35g

Saturday

To succeed in life, you need three things: A backbone, a wishbone and a funny bone.

- Reba McEntire

Step Qty UOM Ingredient

Directions

Smoothie

1	1	Cup	Milk, Skim
1	1/2	Cup	Mango, Frozen
1	1/2	Cup	Strawberries, Frozen
1	1	Ea	Protein Powder, (25g)

Strawberry Mango Smoothie

- Combine ingredients in blender and blend until smooth.

Snack 1

1	4	Oz	Turkey, Ground
2	1/2	Ea	English Muffin, Whole Wheat

Turkey and Whole Wheat English Muffin **Two Separate Snacks, Do Not Mix**

- Pan fry ground turkey with your favorite seasoning.
- Toast muffin if desired.

Lunch

1	3 1/2	Ea	Bacon, Turkey (slice)
2	1/2	Tsp	Oil, Olive
2	1	Tbsp	Vinegar, Red Wine
2	1	Ea	Bread, Whole Wheat (slice)
3	3/4	Cup	Lettuce, Romaine, Shredded
3	1/4	Ea	Tomato, Medium
3	1	Tbsp	Scallions (Green Onions)

BLT Bread Salad

- Cook bacon in a nonstick skillet over medium heat until crisp. Remove from pan. Transfer bacon to a paper towel-lined plate. Slice bacon into 1/2 inch pieces.
- Prepare the vinaigrette by mixing oil and vinegar in a bowl. Set aside. Meanwhile, toast bread, then cut into 1/2 inch square pieces.
- In a bowl, mix lettuce, tomato wedges, sliced onion. Drizzle with the vinaigrette. Add bread slices. Toss well to coat. Sprinkle with bacon.

Snack 2

1	3	Oz	Chicken, Breast
2	1/4	Ea	Bell Pepper, Green
2	1/4	Ea	Bell Pepper, Red

Diced Chicken Breast and Pepper Mixture **Two Separate Snacks, Do Not Mix**

- Pan fry boneless skinless chicken breast with your favorite seasoning.
- Chop peppers into slices, then eat.

Dinner

1	6	Oz	Beef, Ground (90/10)
2	4	Oz	Beans, Pinto
2	2	Oz	Tomato Sauce
2	1	Tbsp	Salsa
2	1/4	Tsp	Chili Powder
3	1	Oz	Cheese, Mont. Jack, Low Fat

Mexican Beef Casserole

- Cook beef in a nonstick pan over medium heat for 8-10 minutes, stirring occasionally.
- Mix beef, beans, tomato sauce, salsa, and chili powder in an ungreased casserole dish.
- Cover and bake for 40 minutes in an oven preheated to 375 °F. Sprinkle with shredded cheese. Bake uncovered for 5 more minutes or until cheese melts.

Daily Total

Nutrition Facts	
Serving Size:	As Prepared
Amount Per Serving	
Calories	1363
Total Fat	44g
Total Carbohydrate	101g
Protein	141g

Smoothie

Nutrition Facts	
Serving Size:	As Prepared
Amount Per Serving	
Calories	323
Total Fat	2g
Total Carbohydrate	43g
Protein	33g

Snack 1

Nutrition Facts	
Serving Size:	As Prepared
Amount Per Serving	
Calories	232
Total Fat	10g
Total Carbohydrate	12g
Protein	24g

Lunch

Nutrition Facts	
Serving Size:	As Prepared
Amount Per Serving	
Calories	187
Total Fat	5g
Total Carbohydrate	21g
Protein	14g

Snack 2

Nutrition Facts	
Serving Size:	As Prepared
Amount Per Serving	
Calories	104
Total Fat	1g
Total Carbohydrate	3g
Protein	20g

Dinner

Nutrition Facts	
Serving Size:	As Prepared
Amount Per Serving	
Calories	517
Total Fat	25g
Total Carbohydrate	23g
Protein	50g

Sunday

The happiness of your life depends upon the quality of your thoughts.

- Marcus Aurelius

Step Qty UOM Ingredient

Directions

Smoothie	1	1	Cup	Milk, Skim
	1	1/2	Cup	Mango, Frozen
	1	1/2	Cup	Strawberries, Frozen
	1	1	Ea	Protein Powder, (25g)

Strawberry Mango Smoothie	
1	Combine ingredients in blender and blend until smooth.

Snack 1	1	4	Oz	Turkey, Ground
	2	1/2	Ea	English Muffin, Whole Wheat

Turkey and Whole Wheat English Muffin		Two Separate Snacks, Do Not Mix	
1	Pan fry ground turkey with your favorite seasoning.		
2	Toast muffin if desired.		

Lunch	1	3 1/2	Ea	Bacon, Turkey (slice)
	2	1/2	Tsp	Oil, Olive
	2	1	Tbsp	Vinegar, Red Wine
	2	1	Ea	Bread, Whole Wheat (slice)
	3	3/4	Cup	Lettuce, Romaine, Shredded
	3	1/4	Ea	Tomato, Medium
3	1	Tbsp	Scallions (Green Onions)	

BLT Bread Salad	
1	Cook bacon in a nonstick skillet over medium heat until crisp. Remove from pan. Transfer bacon to a paper towel-lined plate. Slice bacon into 1/2 inch pieces.
2	Prepare the vinaigrette by mixing oil and vinegar in a bowl. Set aside. Meanwhile, toast bread, then cut into 1/2 inch square pieces.
3	In a bowl, mix lettuce, tomato wedges, sliced onion. Drizzle with the vinaigrette. Add bread slices. Toss well to coat. Sprinkle with bacon.

Snack 2	1	3	Oz	Chicken, Breast
	2	1/4	Ea	Bell Pepper, Green
	2	1/4	Ea	Bell Pepper, Red

Diced Chicken Breast and Pepper Mixture		Two Separate Snacks, Do Not Mix	
1	Pan fry boneless skinless chicken breast with your favorite seasoning.		
2	Chop peppers into slices, then eat.		

Dinner	1	1 3/4	Tsp	Oil, Olive
	1	7	Oz	Chicken, Breast
	1	1	Pinch	Salt / Pepper
	2	1/2	Tbsp	Vinegar, Red Wine
	2	1/2	Tbsp	Mustard, Dijon
	2	1	Tbsp	Oil, Olive
	2	1	Tsp	Basil, Ground
	2	1	Pinch	Salt / Pepper
	2	1	Cup	Lettuce, Romaine, Shredded
	2	1/4	Ea	Onion, Medium

Chicken Paillard Salad	
1	Season chicken with salt and pepper. Place oil in a pan over medium-high heat. Add chicken and cook for 3 minutes per side.
2	In a bowl, whisk together, vinegar, mustard, olive oil, and basil. Season vinaigrette with salt and pepper. Add the lettuce and sliced onion. Toss to combine.
3	Transfer the chicken to a plate. Top with the salad and serve.

Daily Total

Nutrition Facts

Serving Size:	As Prepared
Amount Per Serving	
Calories	1279
Total Fat	44g
Total Carbohydrate	84g
Protein	138g

Smoothie

Nutrition Facts

Serving Size:	As Prepared
Amount Per Serving	
Calories	323
Total Fat	2g
Total Carbohydrate	43g
Protein	33g

Snack 1

Nutrition Facts

Serving Size:	As Prepared
Amount Per Serving	
Calories	232
Total Fat	10g
Total Carbohydrate	12g
Protein	24g

Lunch

Nutrition Facts

Serving Size:	As Prepared
Amount Per Serving	
Calories	187
Total Fat	5g
Total Carbohydrate	21g
Protein	14g

Snack 2

Nutrition Facts

Serving Size:	As Prepared
Amount Per Serving	
Calories	104
Total Fat	1g
Total Carbohydrate	3g
Protein	20g

Dinner

Nutrition Facts

Serving Size:	As Prepared
Amount Per Serving	
Calories	433
Total Fat	25g
Total Carbohydrate	6g
Protein	46g

EARN MONEY BY REFERRING US!



If you refer us we will pay you! It's that simple. Just tell your friends, coworkers or gym sidekick about our great tasting meal plan community....

The best part of this is, you can refer as many people as you want!

You will get \$24 for each new member you refer that signs up for a yearly membership and \$12 for each new member that signs up for a monthly membership!

Just have them put down your username in the "how did you hear about us" section of the sign-up form when they join!

After 30 days, you get paid. It is that simple.



www.ExplosifiedFitness.Com